
Mendocino Unified School District



MINUTES

Regular Board Meeting

THURSDAY, JANUARY 18, 2024

**MENDOCINO HIGH SCHOOL
10700 FORD STREET
MENDOCINO, CA 95460**

4:00 P.M. CLOSED SESSION – VIA TELECONFERENCE

(Closed Session Public Hearing – link on page 2)

**5:00 P.M. OPEN SESSION – IN PERSON at MENDOCINO HIGH SCHOOL
& VIA TELECONFERENCE**

Please click the link below to join the webinar:

<https://us02web.zoom.us/j/85064074446?pwd=cmR0RVpoTUZ3Y0FZWU9TczJIUGJ0Zz09>

Passcode: 549388

Dial by your location +1 669 900 9128 US (San Jose)

Webinar ID: 850 6407 4446 Passcode: 549388

Please "mute" your device during the meeting.

MUSD is not available for technical support for remote meetings.

Board Priorities

- *Develop and expand community partnerships and communication*
- *Increase learning and achievement for all students, families, and staff*
- *Plan wisely for the future while maintaining fiscal integrity*
- *Maintain and improve the physical plant*

Any writings distributed either as part of the Board packet, or within 72 hours of a meeting, can be viewed at the District Office: 44141 Little Lake Road, Mendocino, CA 95460. Board backup materials are also located on the MUSD website at <https://www.mendocinoused.org/District/3051-Untitled.html> In compliance with Government Code section 54954.2(a) Mendocino Unified School District will, on request, make agendas available in appropriate alternative formats to persons with a disability, as required by Section 202 of the Americans with Disabilities Act of 1990 (42 U.S.C. Sec. 12132), and the federal rules and regulations adopted in implementation thereof. Individuals who need this agenda in an alternative format or who need a disability related modification or accommodation in order to participate in the meeting should contact, Erin Placido Exec. Assistant to the Superintendent, in writing at P.O. Box 1154, Mendocino, CA 95460 or via email at doerin@mcn.org.
MENDOCINO UNIFIED SCHOOL DISTRICT IS PROUD TO BE AN EQUAL OPPORTUNITY EMPLOYER

1. 4:00 P.M., CLOSED SESSION CALL TO ORDER AND ROLL CALL

- 1.1. Call to order and roll call

The meeting was called to order at 4:04 PM. Present were Trustees James, Morton, Schaeffer, Aum and Griffen.

- 1.2. The President will verbally identify the agenda items to be discussed during closed session as listed below.

The President verbally identified the agenda items to be discussed.

2. PUBLIC HEARING FOR CLOSED SESSION

Members of the public may take this opportunity to comment on closed session agenda items per Board Policy 9322. Under the requirements of the Brown Act open meeting law, members of the community wishing to address an item on the closed session agenda may do so at this time. Items not on the agenda cannot be addressed at this time. A three-minute limit is set for each speaker on all items. The total time for public input on each item is limited to 20 minutes. (Government Code 54954.3).

Join Zoom Meeting

<https://us02web.zoom.us/j/81564581780?pwd=SFd3bUtYSTZ2WG5VSVJYWE12MXZhZz09>

Meeting ID: 815 6458 1780 Passcode: 312064

Dial by your location: +1 669 900 9128 US (San Jose) Meeting ID: 815 6458 1780 Passcode: 312064

3. CLOSED SESSION

The Board will adjourn to closed session pursuant to Government Code 54950 - 54962.

- 3.1. Conference with labor negotiators (Govt. Code 54957.6) Agency Representative: Superintendent Jason Morse
Employee organizations: CEMUS and MTA bargaining units and unrepresented employees
- 3.2. Employment/Personnel Changes
- 3.3. Employee Discipline/Dismissal/Release

4. 5:00 P.M. OPEN SESSION

- 4.1. Call to order and roll call

The meeting was called to order at 5:00 PM. Present were Trustees James, Morton, Schaeffer, Aum and Griffen.

- 4.2. Closed session disclosure

Any reportable action taken during closed session will be disclosed at this time.

Nothing was disclosed out of Closed Session.

- 4.3. Approval of agenda

Items to be removed from the agenda or changes to the agenda should be done at this time.

MSA Schaeffer/Morton (5/0) to approve the agenda adding Item 8.5 to discuss the next meeting location.

5. CONSENT AGENDA

Items on the consent agenda are passed in one motion without discussion. Any item may be pulled from the consent agenda by any member of the Board and moved to action when approving the agenda. (action)

- 5.1. Approval of Warrants

5.1.1. 12/7/23, 12/14/23, 12/21/23

- 5.2. Approval of Minutes

5.2.1. Board Meeting Minutes: 12/14/23

- 5.3. Approval of Employment/Personnel Changes

- 5.3.1. Reduce, Classified Employee, from 8.0 hrs/day to 4/0 hrs/day, 12 mos/yr, effective 1/1/24
- 5.3.2. Hire (no contract), Classified Employee, up to 24 hrs/wk, effective 12/18/23
- 5.4. Approval of the Current Budget Change Report
- 5.5. Approval of 2023-24 Attendance Report – Month 4
- 5.6. Approval of Student Body Reports – December 2023
- 5.7. Approval of Cafeteria Financial Report through December 2023
- 5.8. Approval of the Winter Consolidated Program Application
- 5.9. Approval of Williams Settlement Quarterly Uniform Complaint Report for Quarter 2 of the 2023-24 School Year

MSA Schaeffer/Aum (5/0) to approve the Consent Agenda moving Item 5.8 to the February 15th meeting.

6. REPORTS

6.1. Student Trustee – Knute Kvinsland

Student Trustee Kvinsland reported that Finals Week was challenging. Most students felt that having finals before break allowed them to be more present during break and less stressed about studying for finals while on break. Most students were glad to be back. Recently there was a KAKX Radio-Thon, which was a lot of fun and generated a lot of participation. It raised a lot of money as well as student morale. In terms of the monthly survey, students would like the Board to know that with the recent death of a Fort Bragg High student, schools should do more to educate students on the proliferation of fentanyl. There are still issues with bus staffing and times for pickup. Most students prefer finals before break. 100% of those polled said that they enjoyed the holiday break. Students are looking forward to prom, longer time for finals and more basketball and more breaks. Sports = Basketball = Varsity girls are 3-0 in league play and the other teams are doing good.

6.2. Administrative

6.2.1. Principal – Tobin Hahn

Principal Hahn gave the attached presentation.

6.2.2. Superintendent – Jason Morse

Superintendent Morse reported that the Chronic Absenteeism Rate is at 23.8% as of today. That is down from 28% at the last meeting. It has been fluctuating between 20-30% for the year. Ideally, we would like to stay in the low 20%. Water project updates should be in March. It would be ideal to have Matt Kennedy from GHD provide an update. We may not get full funding for the project. Water storage project is in the process of finding someone to clear brush before beginning the work. It is moving along well. Most of our staff is trained in Narcan. We are looking into training parents and students. It is report season so a lot of reports are currently in the works.

6.3. Bargaining Units

6.3.1. Mendocino Teachers Association (MTA)

Josh Potter of MTA reported that teachers are stressed out. A monthly survey was sent out where teachers can respond anonymously with comments, questions, concerns. We asked teachers "What is keeping you up at night?"

6.3.2. Classified Employees of Mendocino Unified Schools (CEMUS)

There was no one present from CEMUS.

6.4. Board Trustee Reports

Trustee James – has attended several Board workshops, negotiation meetings and committee meetings recently.

Trustee Aum – reported on the dams on the Upper Kalamath River are being taken. It is quite an event with many local impacts. It is quite exciting.

Trustee Griffen – reported on the terrible loss of the student at Fort Bragg High School. Thank you to the adults for supporting the students during this very difficult time. There are fundraisers through Harvest Market and Casa del Sol. As far as the Construction Phase II carry over is concerned the recent committee meeting was used to discuss options on how to use those funds.

7. TIMED ITEM 5:30 P.M. - PARENT/COMMUNITY COMMENT

Items not on the agenda, but within the jurisdiction of this body, may be addressed at this time or be submitted to the Superintendent in writing for Board consideration as an agenda item. A three-minute limit is set for each speaker on all items. The total time for public input on each item is limited to 20 minutes (Government Code 54952). The Brown Act does not permit the Board to take action on any item that is not on the agenda. In addition, in order to protect the rights of all involved, complaints about employees should be addressed through the District complaint process. Speaking about a personnel issue at a Board meeting may prevent the Board from being able to act on it. Please see an administrator to initiate the complaint process.

The Board may briefly respond to public comments by asking questions to clarify the speaker's comments and refer the speaker to the Superintendent for further clarification. We thank you for your comments and participation at this meeting.

Mendocino County Superintendent of Schools, Nicole Glenzer, reported that in partnership with the County, they have proclaimed January as Board Appreciation month. It is hard work and your efforts are very much appreciated. Thank you!

Don Cruzar, expressed his gratitude to the Board. Thank you for be willing to do public service. It is very important that a board have long-term experience and and this board has two member with over 16 years of service each. Thank you for your commitment. Mr. Cruzar is on The Housing Committee for the county and feels the lack of housing is a big issue in this county. The situation continues to be dire. Hopes the district is up on "workforce housing".

Megan Miller, Special Ed Teacher at Mendocino High School, expressed personal and professional impacts that the staffing reductions have had on her and other staff members. There are many problematic concerns around paperwork, legal requirements and reporting required of teachers who simply are asked to handle much of the work necessary to meet the supporting requirements on their own.

8. INFORMATION/DISCUSSION/POSSIBLE ACTION ITEMS

8.1. Modernization and Construction Management Update

Construction Manager, Donald Alameida, will provide an update on the Phase I and Phase II Modernization of Mendocino High School. (information)

Don Alameida gave the attached update and presentation.

8.2. CAASPP Report

Superintendent, Jason Morse, will give a report on the California Assessment of Student Performance and Progress (CAASPP) results from the 2022-23 school year. (information)

Superintendent Morse gave the attached CAASPP report.

8.3. Approval of Resolution 2023-19 - Termination of Lease-Leaseback Agreement and Quit Claim Deed (action)

MSA Aum/Morton (5/0) to approve Resolution 2023-19.

8.4. Board Policies, Bylaws and Administrative Regulations (information only)

8.4.1. AR 3311: Bids (business/noninstructional operations)

8.4.2. BP 6146.4: Differential Graduation and Competency Standards for Students With Disabilities (instruction)

The Board agreed to move this item to a first reading at the February meeting.

****8.5 Board Calendar –**

MSA Schaeffer/Aum (5/0) to approve the change in venue for the February meeting from Greenwood School to the Mendocino High School.

9. FUTURE AGENDA ITEMS

Administrative Contracts, SARC's, MCN 2nd Quarter Report, Site Safety Plans, Layoffs, Winter Con App

Solar Update, Water Project Update (March)

10. ADJOURNMENT

The next regular Board meeting is scheduled for **February 15, 2024 at Greenwood Preschool School.**

The meeting was adjourned at 6:27 PM



**MENDOCINO
HIGH SCHOOL**

Mendocino High Schools

Board Report 1/18/2024



League
JV Boys 2-0
V. Girls 3-0
V. Boys 1-2

Athletics



CTE Showcase

24 hours of radio
shows to
fundraise for
KAKX



Radiothon



MHS Grads speak to Ms. Duncan's PSP students



Mary Beth Tinker of Des Moines v. Tinker speaks with Civics Classes

Guest Speakers



Fun and Games

Fall Semester Honor Roll

Freshmen - 33%
Sophomores - 35%
Juniors - 66%
Seniors - 50%

First Semester Attendance

- 5 students with perfect attendance
- 26 students no tardies
- 62 students with 5 or fewer tardies
- 18% chronic absenteeism


By the Numbers - Fall



Construction

Resource Program:

- TeachTown for life skills



College and Career:

- Partnership with CCGI

California College
Guidance Initiative

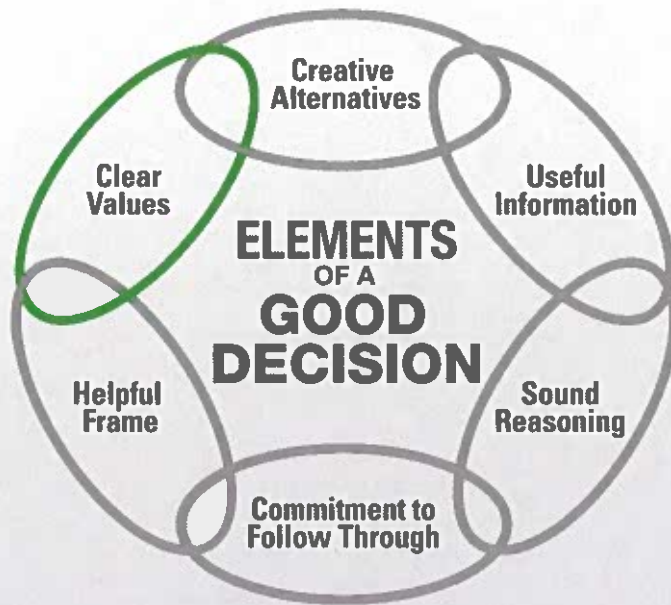
Pending Projects

CTE Enrichment Grant:

- Landscaping and yardwork
- First Responder Academy

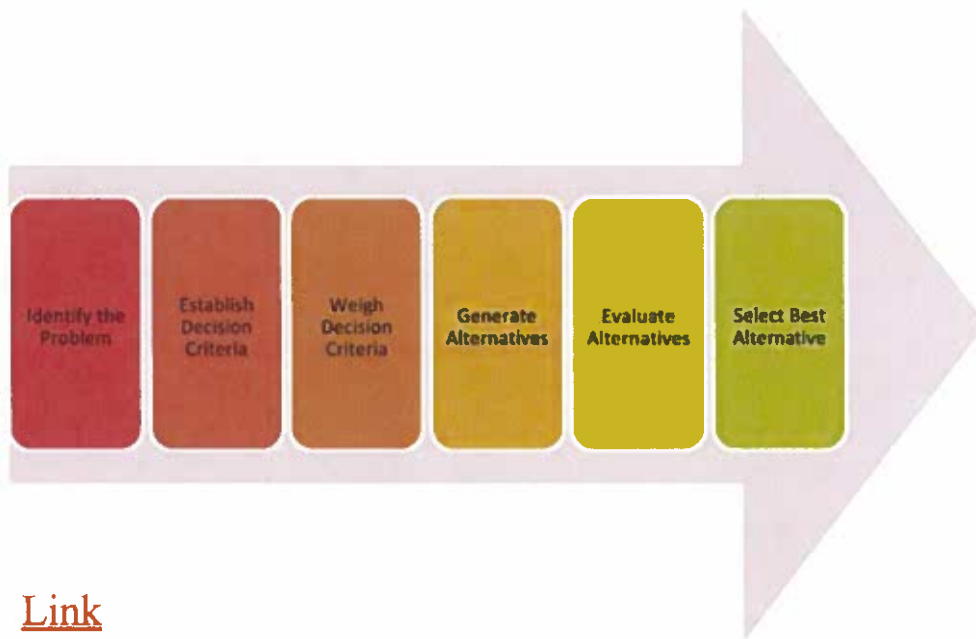


Pending Projects



[Link](#)

Values Based Decision Making



[Link](#)

Values Based Decision Making

"To make a good decision, you actually need to think about it; the contours and the consequences."

- Stacey Abrams

"When your values are clear to you, making decisions becomes easier."

- Roy Disney

Values Based Decision Making

Excellence

Aim for excellence in all that you do.

Perseverance

Use available resources to meet challenges with creativity and resilience.

Investment

Invest in your future by taking advantage of opportunities to learn and thrive.

Citizenship

Be a positive, productive, and informed member of local and global communities.

Be EPIC!



Learner Outcomes / Expectations



Mendocino Unified School District

**BOND MEASURE
IMPROVEMENT BOND
PROGRAM
PHASE ONE & TWO
PROJECTS**

•MUSD BOARD MEETING – January 2024

Alameda
Architecture

Mendocino Unified School District

Budget

M.U.S.D. PHASE TWO PROJECT

Source of Funds:

Source Code:	Series A Bond (less issuance cost)	Available
	Series B Bond	12,078,563
	Developer Fees	-
	State Bonds	-
		12,078,563

Description	Budget	Expended To Date	Remaining Balance	Forecast	Surplus (Shortfall)
Design and Planning	1,127,188	922,210	204,978	1,121,306	5,880
Bidding, Permitting, Misc.	95,000	76,798	18,202	95,000	0
Construction	8,641,825	4,128,303	4,513,522	8,641,825	0
Owners Contingency	897,428	42,842	654,586	500,000	197,428
Construction Support	505,000	162,838	322,474	415,708	89,293
Fixtures & furniture	0	0	0	0	0
Reserve	0	0	0	0	0
Totals	11,066,439	8,330,890	8,718,761	10,773,838	292,601

Available vs. budgeted 1,012,124 assumes 100% contingency expended
soft cost vs. hard cost 29.06%

Funding Status

AVAILABLE FUNDS	PROJECTED FUND BALANCE @ % CONTINGENCY EXPENDED				
	0%	1%	5%	8%	
Series A bonds	12,078,563	1,709,552	1,623,134	1,277,461	1,012,124

Schedule

	Planned	Actual	Schedule Status
Design and Planning	Jun-22	Jun-22	
Permitting and PH-2 GMP	1-Dec-22	August 23	
Construction	August 2023	August 21, 2024	
Completion	August 21, 2024		(Generator completion Sept. 2024)

Mendocino Unified School District

Overall Project Status

Added ceiling framing underway at Tech Center. Rough-in for MEP nearing completion.

Remedial structural work at some shear walls completed and added ceiling framing underway. Roofing demo completed and underlayment installed at the Tech Center, weather has been hampering installation of shingle roofing.

Contractor wants to start stocking and installing Drywall but needing to enclose and watertight building first.

Various flooring locations is in need of an underlayment working on resolving which areas and type of underlayment to use as well as some modifications to flooring finishes to accommodate existing conditions.

Potential Issues:

Weather has been hampering progress on site work roofing building and ultimately advancing either or finishes installation.

Next Steps

Determine if additional work should be added to close utilizing remaining funds from Phase 1

Mendocino Unified School District

2020 Bond Program – Phase 2

Budget

M.U.S.D. PHASE TWO PROJECT

Source of Funds:

Source Code:	Series A Bond (less issuance cost)	-	Available
	Series B Bond	12,078,563	
	Developer Fees	-	
	State Bonds	-	
		12,078,563	

Description	Budget	Expended To Date	Remaining Balance	Forecast	Surplus (Shortfall)
Design and Planning	1,127,186	922,210	204,976	1,121,306	580
Bidding/Permitting/Misc	95,000	16,198	18,202	95,000	0
Construction	8,641,825	4,126,303	4,515,522	8,641,825	0
Owners Contingency	697,428	42,842	654,586	500,000	197,428
Construction Support	505,000	162,838	322,474	415,708	89,293
Furniture & furniture	0	0	0	0	0
Reserve	0	0	0	0	0
Totals	11,046,439	6,330,890	6,716,781	10,773,839	292,601

Available vs. budgeted 1,012,124 assumes 100% contingency expended
 soft cost vs. hard cost 29.06%

Funding Status

AVAILABLE FUNDS	PROJECTED FUND BALANCE (g +), CONTINGENCY EXPENDED				
	1*	1*	5*	8*	
Series A bonds	12,078,563	1,769,552	1,623,134	1,277,461	1,012,124

Mendocino Unified School District

2020 Bond Program – Phase 2

Schedule	Planned	Actual	Schedule Status
Design and Planning	Jun-22	Jun-22	
Permitting and PH-2 GMP	1-Dec-22	August 23	
Construction	August 2023	August 21, 2024	
Completion	August 21, 2024		(Generator completion Sept. 2024)

Overall Project Status

Added ceiling framing underway at Tech. Center. Rough-in for MEP nearing completion.

Remedial structural work at some shear walls completed and added ceiling framing underway. Roofing demo completed and underlayment installed at the Tech Center, weather has been hampering installation of shingle roofing.

Contractor wants to start stocking and installing Drywall but needing to enclose and watertight building first.

Various flooring locations is in need of an underlayment working on resolving which areas and type of underlayment to use as well as some modifications to flooring finishes to accommodate existing conditions.

Potential Issues:

Weather has been hampering progress on site work, roofing building and ultimately advancing interior finishes installation

Next Steps

Determine if additional work should be added to scope utilizing remaining funds from Phase 1.

Mendocino Unified School District

2020 Bond Program – Phase 2

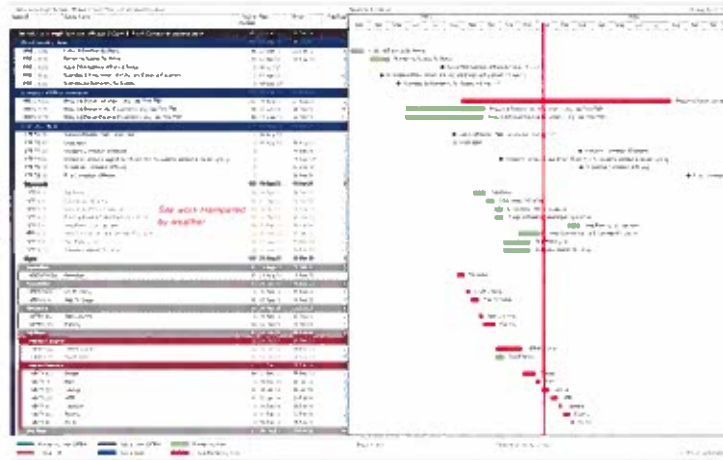
PHASE TWO - PHOTOS

TECH. CENTER




Mendocino Unified School District

2020 Bond Program – Phase 2



Mendocino Unified School District

2020 Bond Program – Phase 2



Mendocino Unified School District

2020 Bond Program – Phase 2

Change Events

Change Event Number/Status	Title	Change Reason	Latest Cost
27 OPEN	Remove Wall Coverings and Re-Finish Walls in Rooms 201 & 202 (RFP #007)	Scope Change	\$19,642.26
26 OPEN	Delete Lockers & Revise Cabinets in Culinary (RFP #006)	Scope Change	(\$279.34)
25 OPEN	Infill Team Room Floor & Install Linoleum	Unforeseen Hidden Condition	\$6,477.36
24 OPEN	Ceiling Support at Culinary Classroom	Unforeseen Hidden Condition	\$2,447.47
23 OPEN	Additional Electrical Requested by District (RFP #004)	Scope Change	\$140,339.34
22 OPEN	Add Furred Wall & Casework at Flex Space Room 114	Unforeseen Hidden Condition	\$10,750.19
21 APPROVED	Delete Electrical Infrastructure for Motorized Shades	Scope Change	(\$7,525.00)
20 APPROVED	Kitchen Hard Sink Revision	Scope Change	\$333.96
19 APPROVED	Electrical to EWH 4 & 5 (CREDIT)	Scope Change	(\$595.00)
18 APPROVED	Paint & Panel Wood Paneling in Hospitality Lobby	Scope Change	\$2,172.52
17 APPROVED	Frame Hard Lid Ceilings at Art/less Halls (Tech Center)	Scope Change	\$3,745.06
16 APPROVED	Above Grade Water Line at Wood Shop	Scope Change	\$4,524.88
15 APPROVED	Add Door A205A (Gym)	Unforeseen Hidden Condition	\$4,873.85
14 APPROVED	Demo Furred Header at Hospitality Lobby	Unforeseen Hidden Condition	\$332.74
13 OPEN	Duct Chases in Tech Center	Scope Change	\$5,084.83
12 APPROVED	Furred Plumbing Walls in Kitchen	Unforeseen Hidden Condition	\$1,024.57
11 APPROVED	Shear Wall Hold Downs & Shear Ply at Tech Center	Unforeseen Hidden Condition	\$6,187.25
10 APPROVED	Permanent Data & IDF at Wood Shop	Scope Change	\$16,167.03
9 APPROVED	Removal of Flooring in Foyer & Weight Room	Scope Change	\$7,543.86
8 APPROVED	Removal of Conduits at Tech Center	Scope Change	\$780.66
7 APPROVED	Removal of Casework & Lockers from Team Room (Gym)	Scope Change	\$923.08
6 APPROVED	Domestic Water Isolation Valve at Gym	Unforeseen Hidden Condition	\$2,121.49
5 APPROVED	Reframe Door Openings in Tech Building	Unforeseen Hidden Condition	\$2,059.17
4 APPROVED	Temporary Data Line to Wood Shop Building	Unforeseen Hidden Condition	\$822.73
3 APPROVED	Demo Existing Mezzanine in Room B106 (Tech Center)	Unforeseen Hidden Condition	\$5,146.87
2 APPROVED	Demo Existing Ceiling in Room B115C (Tech Center)	Unforeseen Hidden Condition	\$1,622.14
1 APPROVED	Material Cost Increases - Acoustical Ceilings & Panels	Unforeseen Hidden Condition	\$7,011.17
			\$243,842.14

**Mendocino Unified School
District**

**Smarter Balanced Assessment
Report
2023**

MUSD Participation Rate (Math)

ALL STUDENTS	
2023	86.8%
State	97.2
2022	82.8%
State	96.1%
2021	66.1%
State	23.9%
2019	94.2%
State	97.4%
2018	90.4%
State	97.3%
2017	92.7%
State	97.4%

MUSD Participation Rate (Math)

STUDENTS WITH DISABILITY	
2023	75.8%
2023	93.9%
2022	73%
State	92.4%
2021	64%
State	20%
2019	97.3%
State	94.5%
2018	82.7%
State	94.3
2017	85.2%
State	94.4%

MUSD Participation Rate(Math)

STUDENTS WITH NO REPORTED DISABILITY	
2023	88.4%
State	97.7%
2022	84%
State	96.6%
2021	67%
State	24%
2019	93.7%
State	97.8%
2018	91.3%
State	97.7%
2017	93.7%
State	97.7%

MUSD Participation Rate (Math)

ECONOMICALLY DISADVANTAGED	
2023	84.4%
State	97.3
2022	79%
State	96.2%
2021	63%
State	22%
2019	93.5%
State	97.6%
2018	88.7%
State	97.5%
2017	92.4%
State	97.6%

MUSD Participation Rate (Math)

NOT ECONOMICALLY DISADVANTAGED	
2023	91.8%
State	97.1%
2022	86.7%
State	95.9%
2021	69%
State	26%
2019	95%
State	97.1%
2018	92.1%
State	96.9%
2017	92.9%
State	97.1%

K-8 Math

SBAC MATH	Exceed	Met	Nearly Met	Did Not Meet	Met - Exceed
2023	12%	20%	35%	32%	32%
2022	14%	25%	35%	26%	39%
2021	7%	19%	33%	41%	26%
2019	16%	29%	32%	23%	45%
2018	26%	29%	25%	21%	55%
2017	28%	20%	31%	22%	48%
2016	24%	22%	32%	22%	46%
2015	18%	24%	31%	27%	42%

K-8 Subgroup Results - Math

Disability	Exceed	Met	Nearly Met	Did Not Meet	Met - Exceed
2023	5%	0%	26%	68%	5%
2022	0%	7%	60%	33%	7%
2021	8%	12%	18%	65%	18%
2019	3%	8%	21%	70%	9%
2018	5%	5%	20%	70%	10%
2017	4%	13%	13%	70%	17%
2016	0%	18%	38%	45%	18%

Econ Orady	Exceed	Met	Nearly Met	Did Not Meet	Met - Exceed
2023	8%	19%	38%	35%	27%
2022	12%	21%	38%	29%	33%
2021	8%	19%	29%	44%	27%
2019	7%	24%	35%	34%	31%
2018	20%	25%	29%	26%	45%
2017	16%	16%	33%	36%	32%
2016	8%	23%	38%	31%	31%

K-8 Subgroup Results - Math

Female	Exceed	Met	Nearly Met	Did Not Meet	Met - Exceed
2023	8%	22%	38%	32%	30%
2022	11%	25%	37%	27%	36%
2021	3%	19%	35%	43%	22%
2019	16%	27%	36%	22%	43%
2018	26%	34%	25%	15%	60%
2017	29%	20%	34%	17%	49%
2016	23%	23%	34%	21%	46%

Male	Exceed	Met	Nearly Met	Did Not Meet	Met - Exceed
2023	16%	19%	33%	32%	35%
2022	17%	24%	34%	25%	41%
2021	12%	18%	31%	38%	30%
2019	15%	31%	29%	25%	46%
2018	26%	23%	25%	26%	49%
2017	27%	20%	28%	25%	47%
2016	26%	22%	29%	22%	48%

3rd Grade ELA					
SBAC ELA	Exceed	Met	Nearly Met	Did Not Meet	Met - Exceed
2023	18%	41%	24%	16%	59%
State	22%	20%	27%	30%	42%
2022	13%	17%	17%	52%	30%
State	23%	18%	23%	36%	41%
2021	5%	40%	30%	25%	45%
State	20%	28%	24%	28%	48%
2018	17%	31%	23%	29%	48%
State	28%	23%	23%	26%	48%
2018	26%	32%	37%	5%	56%
State	28%	23%	23%	26%	48%
2017	17%	13%	42%	28%	30%
State	21%	21%	24%	32%	44%
2016	30%	35%	30%	7%	65%
State	27%	21%	25%	27%	48%
2015	13%	19%	23%	45%	32%
State	18%	38%	38%	16%	38%

4th Grade ELA					
SBAC ELA	Exceed	Met	Nearly Met	Did Not Meet	Met - Exceed
2023	14%	21%	29%	36%	35%
State	24%	20%	19%	37%	44%
2022	14%	32%	32%	21%	46%
State	24%	21%	20%	35%	45%
2021	14%	24%	38%	24%	38%
State	21%	28%	21%	30%	41%
2018	15%	27%	33%	24%	42%
State	27%	22%	19%	31%	50%
2018	27%	12%	24%	36%	38%
State	28%	22%	19%	32%	48%
2017	22%	34%	27%	17%	56%
State	23%	22%	20%	35%	45%
2016	17%	21%	24%	38%	38%
State	23%	21%	20%	36%	44%
2015	7%	34%	24%	34%	41%
State	18%	21%	21%	40%	40%

5th Grade ELA					
SBAC ELA	Exceed	Met	Nearly Met	Did Not Meet	Met - Exceed
2023	34%	28%	17%	21%	62%
State	22%	25%	20%	33%	47%
2022	14%	21%	48%	18%	30%
State	21%	20%	30%	30%	47%
2021	11%	38%	40%	22%	37%
State	21%	25%	30%	30%	46%
2019	28%	31%	18%	22%	58%
State	28%	28%	20%	24%	52%
2018	20%	43%	18%	20%	63%
State	22%	28%	20%	31%	50%
2017	20%	32%	38%	11%	52%
State	28%	27%	21%	24%	47%
2016	5%	38%	13%	44%	43%
State	21%	28%	21%	31%	48%
2015	24%	32%	21%	24%	56%
State	17%	27%	21%	34%	44%

K-8 ELA

SBAC ELA	Exceed	Met	Nearly Met	Did Not Meet	Met - Exceed
2023	15%	33%	30%	22%	48%
2022	14%	32%	33%	21%	46%
2021	8%	36%	32%	24%	44%
2019	17%	33%	26%	24%	50%
2018	18%	36%	28%	18%	54%
2017	19%	31%	32%	17%	50%
2016	19%	32%	25%	23%	51%
2015	14%	35%	23%	28%	49%

K-8 Subgroup Results - ELA

Disability	Exceed	Met	Nearly Met	Did Not Meet	Met - Exceed
2023	0%	16%	37%	47%	16%
2022	7%	27%	27%	40%	34%
2021	12%	0%	41%	47%	12%
2019	3%	6%	24%	67%	9%
2018	0%	11%	32%	58%	11%
2017	0%	4%	36%	60%	4%
2016	0%	0%	45%	55%	0%

Econ Disadv	Exceed	Met	Nearly Met	Did Not Meet	Met - Exceed
2023	14%	29%	30%	28%	43%
2022	10%	35%	32%	22%	45%
2021	9%	33%	28%	30%	42%
2019	9%	32%	28%	32%	41%
2018	12%	34%	36%	18%	46%
2017	9%	29%	37%	26%	38%
2016	7%	33%	26%	34%	40%

K-8 Subgroup Results - ELA

Female	Exceed	Met	Nearly Met	Did Not Meet	Met - Exceed
2023	16%	40%	29%	16%	56%
2022	14%	35%	37%	14%	49%
2021	8%	34%	36%	22%	42%
2019	19%	40%	34%	17%	59%
2018	22%	40%	24%	13%	62%
2017	21%	45%	26%	8%	66%
2016	21%	41%	20%	19%	62%

Male	Exceed	Met	Nearly Met	Did Not Meet	Met - Exceed
2023	14%	27%	31%	28%	41%
2022	14%	30%	30%	27%	44%
2021	7%	39%	27%	27%	46%
2019	16%	27%	27%	30%	43%
2018	14%	32%	32%	22%	46%
2017	18%	20%	38%	24%	38%
2016	18%	23%	31%	28%	41%

MUSD All Students - ELA

All Students	Exceed	Met	Nearly Met	Did Not Meet	Met - Exceed
2023	18%	34%	27%	21%	52%
State (K-12)	21%	26%	22%	31%	47%
2022	17%	32%	32%	20%	49%
State (K-12)	21%	27%	23%	30%	48%
2021	14%	34%	29%	23%	48%
State (K-12)	21%	28%	23%	28%	49%
2019	21%	34%	24%	21%	55%
State (K-12)	22%	29%	22%	27%	51%
2018	19%	35%	30%	17%	54%
State (K-12)	21%	29%	23%	28%	50%
2017	24%	34%	27%	16%	58%
State (K-12)	20%	28%	23%	29%	48%
2016	20%	32%	24%	24%	52%
State (K-12)	20%	29%	24%	28%	49%

MUSD All Students - Math

All Students	Exceed	Met	Nearly Met	Did Not Meet	Met - Exceed
2023	13%	21%	32%	34%	34%
State (K-12)	17%	17%	24%	41%	34%
2022	16%	24%	33%	28%	40%
State (K-12)	18%	17%	25%	42%	33%
2021	10%	17%	31%	41%	27%
State (K-12)	16%	18%	26%	41%	34%
2019	15%	30%	30%	25%	45%
State (K-12)	20%	20%	25%	35%	40%
2018	24%	28%	25%	24%	52%
State (K-12)	19%	20%	26%	35%	39%
2017	26%	23%	29%	22%	49%
State (K-12)	18%	20%	27%	36%	38%
2016	24%	23%	29%	24%	47%
State (K-12)	17%	20%	28%	35%	37%

MUSD Subgroup Results - ELA

Demographic Reported	Exceed	Met	Nearly Met	Did Not Meet	Met - Exceed
2023	18%	34%	27%	21%	52%
State (K-12)	21%	26%	22%	31%	47%
2022	17%	32%	32%	20%	49%
State (K-12)	21%	27%	23%	30%	48%
2021	14%	34%	29%	23%	48%
State (K-12)	21%	28%	23%	28%	49%
2019	21%	34%	24%	21%	55%
State (K-12)	22%	29%	22%	27%	51%
2018	19%	35%	30%	17%	54%
State (K-12)	21%	29%	23%	28%	50%
2017	24%	34%	27%	16%	58%
State (K-12)	20%	28%	23%	29%	48%
2016	20%	32%	24%	24%	52%
State (K-12)	20%	29%	24%	28%	49%

2022-23 4th Grade ELA Cohort

SBAC ELA	Exceed	Met	Nearly Met	Did Not Meet	Met - Exceed
2023	14%	21%	29%	36%	35%
State	24%	20%	19%	37%	44%
2022	13%	17%	17%	52%	30%
State	23%	19%	23%	35%	42%

2022-23 5th Grade ELA Cohort

SBAC ELA	Exceed	Met	Nearly Met	Did Not Meet	Met - Exceed
2023	34%	28%	17%	21%	62%
State	22%	25%	20%	33%	47%
2022	14%	32%	32%	21%	46%
State	24%	21%	20%	36%	45%
2021	5%	40%	30%	25%	45%
State	20%	29%	24%	36%	40%

2022-23 6th Grade ELA Cohort

SBAC ELA	Exceed	Met	Nearly Met	Did Not Meet	Met - Exceed
2023	9%	40%	36%	24%	40%
State	17%	27%	25%	31%	44%
2022	14%	21%	46%	18%	35%
State	21%	26%	20%	33%	47%
2021	14%	24%	38%	24%	38%
State	21%	20%	21%	38%	41%

2022-23 7th Grade ELA Cohort

SBAC ELA	Exceed	Met	Nearly Met	Did Not Meet	Met - Exceed
2023	10%	36%	36%	18%	46%
State	17%	31%	23%	30%	48%
2022	5%	35%	38%	22%	40%
State	17%	28%	28%	30%	45%
2021	11%	26%	40%	23%	37%
State	21%	25%	20%	33%	46%
2019	15%	26%	26%	33%	41%
State	26%	22%	23%	28%	48%

2022-23 8th Grade ELA Cohort

SBAC ELA	Exceed	Met	Nearly Met	Did Not Meet	Met - Exceed
2023	14%	34%	34%	17%	48%
State	15%	30%	25%	30%	45%
2022	13%	48%	26%	13%	61%
State	17%	32%	23%	28%	49%
2021	4%	42%	38%	17%	46%
State	16%	27%	26%	30%	43%
2019	15%	27%	33%	24%	42%
State	27%	23%	19%	31%	50%
2018	26%	32%	37%	5%	58%
State	28%	22%	23%	28%	48%

2022-23 9th Grade ELA Cohort

SBAC ELA	Exceed	Met	Nearly Met	Did Not Meet	Met - Exceed
2022	30%	40%	30%	0%	70%
State	18%	31%	25%	28%	47%
2021	0%	50%	19%	31%	50%
State	17%	33%	23%	27%	50%
2019	28%	31%	19%	22%	59%
State	24%	28%	20%	28%	52%
2018	27%	12%	24%	36%	39%
State	20%	22%	19%	32%	48%
2017	17%	13%	42%	29%	30%
State	23%	21%	24%	32%	44%

2022-23 10th Grade ELA Cohort

SBAC ELA	Exceed	Met	Nearly Met	Did Not Meet	Met - Exceed
2021	8%	44%	39%	29%	52%
State	10%	31%	29%	28%	47%
2019	10%	38%	38%	24%	48%
State	17%	31%	29%	23%	48%
2018	20%	43%	18%	20%	63%
State	22%	28%	20%	31%	50%
2017	22%	38%	27%	17%	56%
State	23%	22%	20%	35%	45%
2016	30%	32%	20%	7%	63%
State	22%	21%	25%	32%	43%

2022-23 11th Grade ELA Cohort

SBAC ELA	Exceed	Met	Nearly Met	Did Not Meet	Met - Exceed
2023	42%	38%	8%	13%	80%
State	26%	29%	21%	23%	55%
2019	17%	39%	29%	16%	46%
State	18%	33%	22%	26%	51%
2018	17%	33%	39%	11%	50%
State	17%	31%	25%	27%	48%
2017	20%	32%	36%	11%	52%
State	20%	27%	21%	33%	47%
2016	12%	21%	24%	38%	38%
State	23%	21%	20%	36%	44%
2015	13%	19%	23%	45%	32%
State	18%	20%	26%	36%	38%

2022-23 12th Grade ELA Cohort

SBAC ELA	Exceed	Met	Nearly Met	Did Not Meet	Met - Exceed
2022	29%	34%	26%	11%	63%
State	28%	29%	22%	21%	55%
2019	20%	41%	20%	18%	61%
State	17%	32%	25%	26%	49%
2018	7%	51%	27%	15%	58%
State	16%	34%	23%	27%	50%
2017	5%	31%	44%	21%	36%
State	17%	31%	26%	27%	48%
2016	5%	38%	13%	44%	43%
State	21%	28%	21%	31%	49%
2015	7%	34%	24%	34%	41%
State	19%	21%	21%	39%	40%

2022-23 3rd Grade Math Cohort

SBAC Math	Exceed	Met	Nearly Met	Did Not Meet	Met - Exceed
2023	12%	18%	41%	29%	30%
State	20%	25%	22%	33%	45%

2022-23 4th Grade Math Cohort

SBAC Math	Exceed	Met	Nearly Met	Did Not Meet	Met - Exceed
2023	7%	11%	50%	32%	18%
State	19%	22%	28%	31%	41%
2022	9%	26%	35%	30%	35%
State	19%	24%	22%	34%	43%

2022-23 5th Grade Math Cohort

SBAC Math	Exceed	Met	Nearly Met	Did Not Meet	Met - Exceed
2023	17%	24%	28%	31%	41%
State	18%	15%	25%	41%	33%
2022	18%	29%	36%	18%	47%
State	17%	22%	28%	33%	39%
2021	10%	35%	15%	40%	45%
State	16%	29%	23%	37%	39%

2022-23 6th Grade Math Cohort

SBAC Math	Exceed	Met	Nearly Met	Did Not Meet	Met - Exceed
2023	20%	20%	24%	36%	40%
State	17%	18%	26%	41%	33%
2022	14%	18%	21%	46%	32%
State	17%	15%	26%	43%	32%
2021	5%	38%	24%	33%	43%
State	15%	21%	29%	35%	36%

2022-23 7th Grade Math Cohort

SBAC Math	Exceed	Met	Nearly Met	Did Not Meet	Met - Exceed
2023	5%	15%	44%	36%	20%
State	17%	16%	25%	42%	33%
2022	8%	16%	45%	30%	24%
State	16%	18%	27%	41%	32%
2021	3%	6%	47%	44%	9%
State	10%	14%	26%	48%	30%
2019	15%	44%	26%	15%	59%
State	23%	28%	23%	27%	51%

2022-23 8th Grade Math Cohort

SBAC Math	Exceed	Met	Nearly Met	Did Not Meet	Met - Exceed
2023	14%	34%	24%	28%	48%
State	17%	13%	22%	48%	30%
2022	8%	35%	43%	13%	44%
State	16%	18%	26%	42%	32%
2021	0%	8%	38%	54%	8%
State	15%	18%	27%	42%	33%
2019	6%	36%	33%	24%	42%
State	20%	25%	30%	25%	45%
2018	48%	45%	5%	10%	85%
State	21%	28%	24%	28%	49%

2022-23 9th Grade Math Cohort

SBAC Math	Exceed	Met	Nearly Met	Did Not Meet	Met - Exceed
2022	35%	30%	25%	10%	65%
State	16%	13%	23%	48%	29%
2021	13%	13%	44%	31%	26%
State	16%	18%	27%	39%	34%
2019	19%	32%	23%	26%	51%
State	21%	17%	27%	35%	38%
2018	16%	34%	31%	19%	50%
State	18%	24%	31%	26%	42%
2017	21%	21%	29%	29%	42%
State	19%	28%	25%	28%	47%

2022-23 10th Grade Math Cohort

SBAC Math	Exceed	Met	Nearly Met	Did Not Meet	Met - Exceed
2021	17%	21%	23%	39%	38%
State	17%	14%	23%	46%	31%
2019	14%	22%	36%	28%	38%
State	20%	19%	27%	34%	39%
2018	30%	30%	23%	18%	60%
State	20%	18%	27%	37%	36%
2017	15%	39%	32%	15%	54%
State	17%	24%	32%	28%	41%
2016	26%	44%	22%	7%	70%
State	18%	23%	26%	29%	46%

2022-23 11th Grade Math Cohort

SBAC Math	Exceed	Met	Nearly Met	Did Not Meet	Met - Exceed
2022	16%	26%	8%	48%	44%
State	17%	10%	21%	51%	27%
2019	17%	20%	32%	29%	38%
State	18%	19%	29%	34%	37%
2018	17%	17%	32%	34%	34%
State	18%	18%	29%	35%	36%
2017	23%	16%	30%	30%	39%
State	18%	18%	27%	37%	34%
2016	14%	21%	40%	24%	35%
State	15%	22%	33%	29%	38%
2015	13%	35%	32%	19%	48%
State	11%	28%	27%	34%	40%

8th Grade Science (5th Grade in 2018-19)

	Exceed	Met	Nearly Met	Did Not Meet	Met - Exceed
2022	20%	20%	56%	4%	40%
State	10%	20%	54%	17%	30%
2019	13%	16%	65%	6%	29%
State	12%	20%	49%	19%	32%

8th Grade Science (8th Grade in 2022-23)

	Exceed	Met	Nearly Met	Did Not Meet	Met - Exceed
2023	6%	10%	68%	16%	16%
State	10%	10%	53%	19%	29%

12th Grade Science

	Exceed	Met	Nearly Met	Did Not Meet	Met - Exceed
2022	10%	30%	53%	7%	40%
State	6%	21%	56%	14%	27%
2019	3%	30%	60%	8%	33%
State	7%	19%	55%	20%	26%

12th Grade Science (12th Grade in 2022-23)

	Exceed	Met	Nearly Met	Did Not Meet	Met - Exceed
2023	4%	29%	54%	14%	33%
State	7%	30%	59%	14%	27%

MUSD Science

	Exceed	Met	Nearly Met	Did Not Meet	Met - Exceed
2023	13%	23%	51%	13%	36%
State	9%	21%	54%	16%	30%
2022	12%	20%	58%	10%	32%
State	9%	21%	55%	16%	30%
2019	7%	23%	61%	8%	30%
State	9%	21%	52%	18%	30%
