

Mendocino Unified School District



MINUTES

Regular Board Meeting

THURSDAY APRIL 20, 2023

**MENDOCINO K8 SCHOOL
44261 LITTLE LAKE ROAD
MENDOCINO, CA 95460**

4:30 P.M. CLOSED SESSION – VIA TELECONFERENCE

(Closed Session Public Hearing – link on page 2)

**5:00 P.M. OPEN SESSION – IN PERSON at MENDOCINO K8 School
& VIA TELECONFERENCE**

Please click the link below to join the webinar:

**<https://us02web.zoom.us/j/85624932464?pwd=YkIkv2NZWG12U3JOdkhrZmVFSVpaOT09>
Passcode: 847341**

Dial by your location +1 669 900 9128 US (San Jose)
Webinar ID: 826 8052 8443 Passcode: 847341

*Please "mute" your device during the meeting.
MUSD is not available for technical support for remote meetings.*

Board Priorities

- *Develop and expand community partnerships and communication*
- *Increase learning and achievement for all students, families, and staff*
- *Plan wisely for the future while maintaining fiscal integrity*
- *Maintain and improve the physical plant*

Any writings distributed either as part of the Board packet, or within 72 hours of a meeting, can be viewed at the District Office: 44141 Little Lake Road, Mendocino, CA 95460. Board backup materials are also located on the MUSD website at <http://www.mendocinoused.org/District/2285-Untitled.html>

In compliance with Government Code section 54954.2(a) Mendocino Unified School District will, on request, make agendas available in appropriate alternative formats to persons with a disability, as required by Section 202 of the Americans with Disabilities Act of 1990 (42 U.S.C. Sec. 12132), and the federal rules and regulations adopted in implementation thereof. Individuals who need this agenda in an alternative format or who need a disability related modification or accommodation in order to participate in the meeting should contact, Erin Placido Exec. Assistant to the Superintendent, in writing at P.O. Box 1154, Mendocino, CA 95460 or via email at doerin@mcn.org.

MENDOCINO UNIFIED SCHOOL DISTRICT IS PROUD TO BE AN EQUAL OPPORTUNITY EMPLOYER

1. 4:30 P.M., CLOSED SESSION CALL TO ORDER AND ROLL CALL

- 1.1. Call to order and roll call

The meeting was called to order at 4:34 PM. Present were Trustees Griffen, Gay, Morton, Aum, and Schaeffer.

- 1.2. The President will verbally identify the agenda items to be discussed during closed session as listed below.

The President verbally identified the agenda items to be discussed.

2. PUBLIC HEARING FOR CLOSED SESSION

Members of the public may take this opportunity to comment on closed session agenda items per Board Policy 9322. Under the requirements of the Brown Act open meeting law, members of the community wishing to address an item on the closed session agenda may do so at this time. Items not on the agenda cannot be addressed at this time. A three-minute limit is set for each speaker on all items. The total time for public input on each item is limited to 20 minutes. (Government Code 54954.3).

Join Zoom Meeting

<https://us02web.zoom.us/j/86202366272?pwd=Q2ZGL2poTDEzbzFMbmlhNlZkrcTYxZz09>

Meeting ID: 862 0236 6272 Passcode: 519825

Dial by your location

+1 669 900 9128 US (San Jose) Meeting ID: 862 0236 6272 Passcode: 519825

3. CLOSED SESSION

The Board will adjourn to closed session pursuant to Government Code 54950 - 54962.

- 3.1. Conference with labor negotiators (Govt. Code 54957.6) Agency Representative: Superintendent Jason Morse
Employee organizations: CEMUS and MTA bargaining units and unrepresented employees
- 3.2. Employment/Personnel Changes
- 3.3. Public Employee Discipline/Dismissal/Release
- 3.4. Anticipated Litigation: MHS Boundary Line Survey.

4. 5:00 P.M. OPEN SESSION

- 4.1. Call to order and roll call

The meeting was called to order at 5:06 PM. Present were Trustees Griffen, Gay, Morton, Aum, and Schaeffer.

- 4.2. Closed session disclosure

Any reportable action taken during closed session will be disclosed at this time.

During the previous closed session, the Board acted to authorize the District Superintendent, or designee, to notify a temporary certificated employee working as a High School Art & Morning Meeting Teacher, pursuant to Education Code section 44954(b), the she will not be reemployed for the 2023-2024 school year. This vote was unanimous.

- 4.3. Approval of agenda

Items to be removed from the agenda or changes to the agenda should be done at this time.

MSA Morton/Griffen (5/0) to approve the agenda.

5. CONSENT AGENDA

Items on the consent agenda are passed in one motion without discussion. Any item may be pulled from the consent agenda by any member of the Board and moved to action when approving the agenda. (action)

- 5.1. Approval of Warrants

5.1.1. 3/2/23, 3/9/23, 3/16/23, 3/23/23, 3/30/23

- 5.2. Approval of Minutes
 - 5.2.1. Board Meeting Minutes: 3/8/23
- 5.3. Approval of Employment/Personnel Changes
 - 5.3.1. Hire, Classified Coach, Temporary Stipend Position, effective 3/3/23
 - 5.3.2. Hire, Classified Coach, Temporary Stipend Position, effective 2/6/23
 - 5.3.3. Accept Retirement, Classified Employee, 8.0 hrs/day, 12 mo/yr, effective 6/30/23
- 5.4. Approval of the Current Budget Change Report
- 5.5. Approval of Enrollment and Attendance Report – Month 7
- 5.6. Approval of Student Body Reports – February & March 2023
- 5.7. Approval of the amended 2022-23 Instructional Calendar
- 5.8. Approval of the amended 2023-24 Instructional Calendar
- 5.9. Approval of Williams Settlement Quarterly Uniform Complaint Report for Quarter 3 of the 2022-23 school year
- 5.10. Approval of Quarter 4 Investment Report
- 5.11. Approval of MOU between MUSD and North Coast School of Education for Teacher Induction Programs
- 5.12. Approval of Tentative Agreement 2022-23-01 between MUSD and CEMUS regarding Article 11: Wages
- 5.13. Approval of the MUSD Measure H Bond Building Fund Audit Report for year ending June 30, 2022
- 5.14. Final Approval of Board Policies and Administrative Regulations
 - 5.14.1. BP/AR 5123: Promotion/Acceleration/Retention (students)
 - 5.14.2. AR 3311: BIDS (business/noninstructional operations)

MSA Aum/Morton (5/0) to approve the Consent Agenda with Item 5.2 ammended to correct the error in the minutes where Trustee Gay was not listed as present.

6. 5:00 P.M. WATER PROJECTS UPDATE

GHD Engineer, Matt Kennedy, will provide an update on the ongoing water projects in the District.

Matt Kennedy gave an update on the ongoing water projects.

7. REPORTS

- 7.1. Student Trustee – Bohdi Briggs

There was no student trustee present.

- 7.2. Administrative

- 7.2.1. Principal – Tobin Hahn

Principal Hahn gave the attached presentation to the Board.

7.2.2. Superintendent – Jason Morse

Superintendent Morse stated that he has been working a lot with MCCSD. Thank you to Matt for all of the help and organization on these projects. We have pretty much finalized negotiations with MTA. It has been another good, but tough year. Next year will be tough as well. Have been meeting with site principals to discuss next year's cuts, as we have to cut over \$700k in funds. Baseball has been exciting. There has not been a team since 2015. There are 2 girls, 5 boys who have played and 6 who have never played before and it has been fun to watch. Earlier in March there was a Superintendent meeting that discussed legal hot topics. There are 4 new Superintendents in the county so there was a lot of team building.

7.3. Bargaining Units

7.3.1. Mendocino Teachers Association (MTA)

MTA President, Diana Dominguez, reported that she has heard questions about why teachers are not showing up to board meetings. Here to relay the message that attending is tough. Many are listening in on Zoom. Thanks to Marshall and team for allowing remoting viewing. Diana then read some of the teacher feedback regarding the cuts for the Board to consider.

7.3.2. Classified Employees of Mendocino Unified Schools (CEMUS)

There was no one present from CEMUS.

7.4. Board Trustee Reports

There were no trustee reports.

8. TIMED ITEM 6:00 P.M. - PARENT/COMMUNITY COMMENT

Items not on the agenda, but within the jurisdiction of this body, may be addressed at this time or be submitted to the Superintendent in writing for Board consideration as an agenda item. A three-minute limit is set for each speaker on all items. The total time for public input on each item is limited to 20 minutes (Government Code 54952). The Brown Act does not permit the Board to take action on any item that is not on the agenda. In addition, in order to protect the rights of all involved, complaints about employees should be addressed through the District complaint process. Speaking about a personnel issue at a Board meeting may prevent the Board from being able to act on it. Please see an administrator to initiate the complaint process.

The Board may briefly respond to public comments by asking questions to clarify the speaker's comments and refer the speaker to the Superintendent for further clarification. We thank you for your comments and participation at this meeting.

There were no parent/community comments.

9. INFORMATION/DISCUSSION/POSSIBLE ACTION ITEMS

9.1. Updated MOU between MUSD and MCCSD

The Board will consider the updated memorandum of understanding for the planning, design, and construction of new potable water wells, a water storage tank, and watery system interconnection. (action)

MSA Aum/Morton (4/0/1) to approve the updated MOU.

9.2. Modernization and Construction Management Update

Construction Manager, Donald Alameida, will provide an update on the Phase I Modernization of Mendocino High School. (information)

Construction Manager, Don Alameida, gave the attached presentation.

9.3. Consideration of Addendum to Lease-Leaseback Agreement

(information/discussion/action)

MSA Griffen/Morton (5/0) to approve the Addendum to the Lease-Leaseback Agreement.

9.4. Quattrocchi Kwok Architects

The Board will discuss and possibly take action on the "Fee Increase Letter" revised March 23, 2023 for the Phase II of the Mendocino High School Modernization project

as well as the "Addendum to Master Agreement" for Phase I of the Mendocino High School Modernization project (action)

MSA Aum/Gay (5/0) to deny additional funding for Increase #1 (\$3,850) and the Acoustical Engineer (\$26,400) but approve funding for Increase #2 (\$1,650).

MSA Gay/Griffen (5/0) to deny the Addendum to the Master Agreement.

9.5. TK/Pre-K at the K8

Superintendent Jason Morse and the Board will discuss the possibility of a preschool at the K8 campus (information/discussion)

Several members of the community were present to support having a TK/Pre-K program at the K-8 School. The Board directed Superintendent Morse to pencil out a full day program for the Board to review.

9.6. School Start Time Update

The Board will discuss start times for the Mendocino High Schools and K8 School (information/discussion)

Superintendent Morse updated the Board on the recent survey to staff/students/families that was sent out regarding this topic. It was decided that the high school will start at 8:30 AM for the 2023-24 school year.

9.7. Report on California Assessment of Student Performance and Progress (CAASPP)

Superintendent Jason Morse will give a report on CAASPP 2021-22 results for the district (information/discussion)

Superintendent Morse gave the attached presentation on the CAASPP.

9.8. Ratification of Superintendent Contract (action)

MSA Morton/Gay (5/0) to approve the ratification of the Superintendent contract.

9.9. Consideration of Resolution 2023-05: Initiating Proceeding for the Maintenance Assessment District (MAD). In order to continue to collect and use fees through the MAD, the Board must initiate the review and adopt this process annually. This resolution initiates this process. (action)

MSA Morton/Griffen (5/0) to approve Resolution 2023-05.

9.10. Class Size Limits for 2023-24 School Year

According to BP 6151 the Board will establish class size limits on a yearly basis (as related to inter-district and intradistrict transfers) (action)

*MSA Morton/Aum (5/0) to keep the class size limits the same as last year:
K-3=20, 4-5=22, 6-8=25, HS=28*

9.11. Board Policies and Administrative Regulations (first reading)

9.11.1. BP 4216: Probationary/Permanent Status (personnel)

MSA Griffen/Morton (5/0) to bring as a final reading at the next Board meeting.

9.12. Board Policies and Administrative Regulations (information only)

9.12.1. BP 6158: Independent Study (instruction)

Approved to bring forward as a first reading noting that there is paragraph redundancy on page 2.

10. FUTURE AGENDA ITEMS

Designate CIF Representatives, Intra/Inter District Transfer Report, MAD Intent to Levy Resolution

11. ADJOURNMENT

The next regular Board meeting is scheduled for **May 18, 2023 at Mendocino K-8 School.**
The meeting was adjourned at 8:54 PM.



Mendocino High Schools

Board Report 4/20/2023



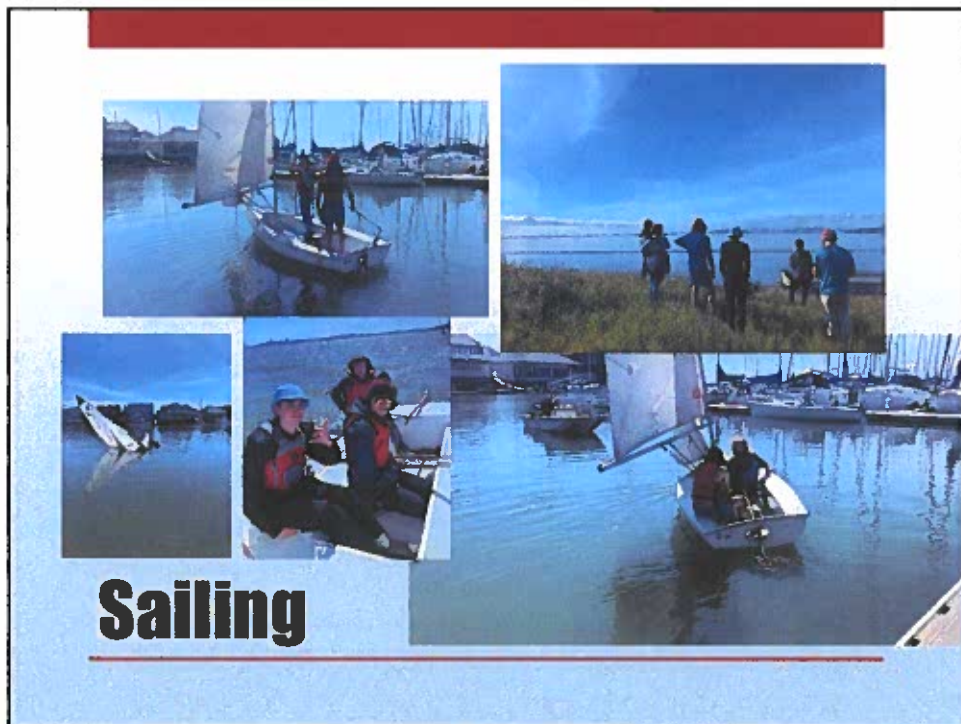
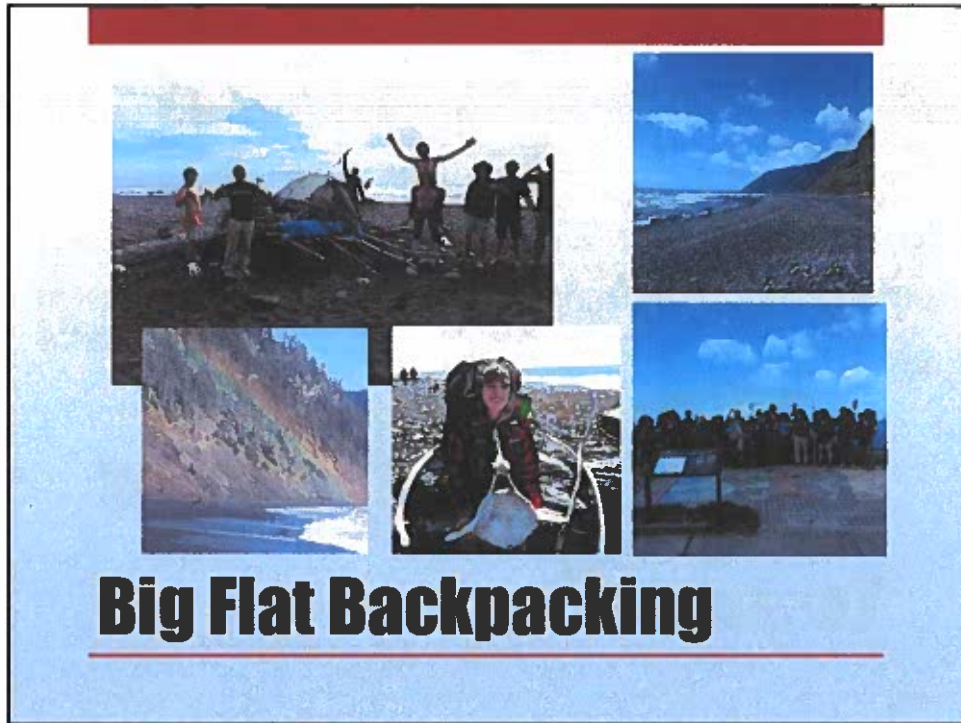
Athletics - Baseball





AE Week



College Tours





Excellence

Aim for excellence in all that you do.

Perseverance

Use available resources to meet challenges with creativity and resilience.

Investment

Invest in your future by taking advantage of opportunities to learn and thrive.

Citizenship

Be a positive, productive, and informed member of local and global communities.

Be EPIC!



Learner Outcomes / Expectations



Mendocino Unified School District

**BOND MEASURE
IMPROVEMENT BOND
PROGRAM
PHASE ONE & TWO
PROJECTS**

MUSD BOARD MEETING – April 2023

Alameida
Architecture

Mendocino Unified School District

2020 Bond Program
Phase One

Description	Budget	Expended To Date	Remaining Balance	Forecast	Surplus (Shortfall)
Design and Planning	2,161,629	1,670,961	489,851	2,167,963	-6,334
Bidding, Permitting, Misc	140,000	183,224	-43,224	213,292	-73,292
Construction	14,846,602	14,368,906	477,696	14,893,283	-46,681
8% Owners Contingency	1,366,140	388,184	977,956	565,820	800,320
Construction Support	441,774	623,697	-181,923	627,221	-185,447
Fixtures & furniture	250,000	1,655	248,345	250,000	0
Reserve	0	0	0	0	0
Totals	19,208,145	17,238,628	1,968,702	18,717,578	488,567

Available vs. budgeted soft cost vs. hard cost 27.68% *assumes 100% contingency expended*

Funding Status

AVAILABLE FUNDS	PROJECTED FUND BALANCE @ % CONTINGENCY EXPENDED				
	0%	1%	5%	8%	
Series A bonds	30,827,859	12,987,854	12,839,388	12,245,524	11,621,714

Schedule

Schedule	Planned	Actual	Schedule Status
Design and Planning	Nov. 2019 - Sept. 2021	Sept. 2021	On schedule
Permitting and PH-1 GMP	September 2021	Nov. 15, 2022	Delayed but completed
Construction	Oct. 2021 - Dec. 2022		Weather and Procurement latest delays
Completion	December 16, 2022		Mid May 2023

Mendocino Unified School District

2020 Bond Program Phase One

Schedule	Planned	Actual	Schedule Status
Design and Planning	Nov. 2019 - Sept 2021	Sept 2021	On schedule
Permitting and PH-1 GMP	September 2021	Nov. 15, 2021	Delayed but completed
Construction	Oct 2021 - Dec. 2022		Weather and Procurement latest delays
Completion	December 16, 2022		Mid May 2023

Overall Project Status

Exterior flatwork, and landscape amenities rescheduled a few times due to weather conditions. Latest schedule is to start paving work on April 13, 2023. Electricians installing remaining devices. majority of not all Ceiling tiles installed. Flooring installation nearing completion. Last of Casework items delivered and installation underway.

Potential Issues:

Architect attempted to conduct a punchlist review of interiors on 4/6/23, however work was not far enough along to accomplish. Casework door and drawers need to be adjusted, paint touchup on many walls remain. Window interior sills remain, not delivered yet. Watsopper lighting controls remain to be programmed.

In the meantime furniture under separate contract to be delivered week of April 10th.

Next Steps

Continue working toward completion and building hand over to the district.

PHASE ONE - CHANGE EVENTS

Change Event (E Number - Title)	Cost (Cost ROM)
001 - Temporary Power Measures to the Main Building and to Panel DA in Gym	\$54,112.62
004 - Temporary Telephone Line to Gym Building Elevator	\$0.00
007 - Removal of Additional Layers of Drywall at Walls & Ceilings	\$12,037.86
013 - Handling and Disposal of Liquids from Fuel Tank and Acid Waste Tank	\$20,997.58
025 - Salvage of Water Tank Redwood and Demo of Remaining Water Tank (ALLOWAN)	\$19,764.80
028 - Repair Leak & Investigate Existing Underground Water System	\$5,466.78
033 - T&M Repair of Existing Damaged Framing (March 2022)	\$12,252.77
033 - T&M Repair of Existing Damaged Framing (March 2022)	\$12,252.77
047 - Misc. Dry Rot Repair Work	\$1,760.33
068 - High Moisture Floor Adhesive	\$1,319.20
	Allowance
003 - Removal & Replacement of Existing Stab-on-Grade in Rooms A117, A118 & A119	\$17,356.72
005 - Connection of Telephone Service to the Main Building	\$0.00
006 - Remove and Replace Perimeter Ceilings in 7 Rooms	\$19,768.08
	Contingency
008 - Fire Alarm to the Community School	\$9,545.41
009 - Plumbing Revisions to Existing Bathrooms	\$0.00
010 - Testing of Existing Plumbing in Bathrooms	\$0.00
011 - Seating Alcoves in Corridor (ASI #004)	\$9,212.98
012 - Added Fire Sprinkler Heads to Ensure Adequate Coverage	\$2,450.40
014 - Remove & Replace Existing Damaged Shear Ply at Library Addition	\$0.00
015 - Remove & Replace Portion of SOG in Custodian Room A130	\$0.00
016 - Security System Provisions	\$33,769.37
017 - Add Expansion Loops on Fire Sprinkler System Piping	\$14,774.45
018 - Second PG&E Trench Crossing at Kasten Street	\$6,877.92
019 - Delete Assisted Listening System	(\$7,186.47)
020 - Revised luminaires in Rooms A117, A118, A119, A120, A122 & A123 (RFI #102)	\$7,206.40
021 - Route Domestic Water Lines on Roof (RFI #105)	\$0.00
022 - Add Double Detector Check Assembly at Site Fire Water Connection (RFI #131)	\$15,687.24
024 - Added Trap Primer to Floor Drain in Room A100 (RFI #76)	\$3,045.46
026 - Re-Route Fire Sprinkler Piping on Roof & at Alcove (RFI #129)	\$18,501.01
027 - Revised Exterior Light Fixture above West Exterior Door to Courtyard (RFI #157)	\$1,311.63
029 - Drywall at Roof Rafters in Library Addition Area	\$12,836.38

CHANGE EVENTS

030 - Revise Type of Ragsole (ASI #71)	\$2,000.00
031 - Additional Rough-in for Security System (ASI #61)	\$4,017.00
032 - Light Fixture & Receptacle in Attic Above Corridor A142	\$5,026.84
034 - Add Roof Drains to Low Roof - Roofing & Carpentry	\$17,127.86
035 - Provisions for Future MDF Relocation (RFP #6.1)	\$14,559.55
038 - Light Fixtures & Receptacles in Attic Above Admin Area	\$4,102.72
037 - 1 - Omit Heat Detectors in Sprinkler Protected Attic Spaces	\$3,796.34
038 - EV Parking Underground Infrastructure Updates	\$97,544
039 - Security Wire to Door Frame Contacts	\$1,311.40
040 - Framing Revisions to Glu-Lam Beam in Admin Hallway (RFI #25R)	\$7,060.00
041 - In-B Framing at Severe Alcoves in Corridor A140 (AS4 #4)	\$12,408.09
042 - Tie-in of Existing Wall to Roof Joists at 15 Line (RFI #10C)	\$3,916.01
043 - Replace Window Sills (RFI #79)	\$12,344.09
044 - New Rafter in Student Union (RFI #139)	\$1,787.00
045 - Gable Wall at Line 16 (RFI #141)	\$1,936.92
046 - Additional Framing at H Line to Align New Roof with Existing Roof (RFI #142)	\$1,552.11
048 - Replace Ply Joist at Student Union Entry (RFI #143)	\$1,890.64
049 - Shear Transfer Walls at Shared Prep Room A101 (RFI #171)	\$2,894.88
050 - Revised Electrical Routing for EV Charging Stations (RFI #17.1)	\$2,433.09
051 - Framing Revisions at Teaching Walls (RFI #484 & #484.1)	\$1,634.42
052 - Delete Drop Ceiling in Room A108 (RFI #212)	\$598.00
053 - Added Interior Accent Walls (ASI #17)	\$8,443.72
054 - Revise Light Fixtures in Prep Room A138 (RFI #219)	\$7,214.30
055 - Replace Fan Coil A138 with Cassette Type (RFI #153.2)	\$7,384.01
056 - Revise Ceiling Framing Heights in Admin Area	\$2,793.33
057 - Install Formed Wall Over Concrete Wall in Corridor A141 (RFI #79.3)	\$1,349.79
058 - Adding Blocking at North Entry Soffit (RFI #205)	\$2,615.26
059 - Demo and Re-Framing of Ceiling in Corridor A140 (RFI #127)	\$4,347.90
060 - Frame Alcove for Display Case (RFI #211)	\$2,076.38
061 - Curb Adapters for Reduced Tubular Skylights (RFI #164.2)	\$4,009.80
062 - Bottom of Exterior Wall Finishing (AS #21)	\$43,684.26
063 - Rm Caulking at Existing Rafters & Joist in Corridor A141	\$4,383.83
064 - Extend Sloped Wall (ASI #34)	\$4,299.38
065 - Appliance Circuit in Hallway A128	\$1,645.22
066 - Add FRP at Sinks in Servery (ASI #33)	\$1,934.80
067 - Add Conduit for Future Announcements (AS #33)	\$1,764.79
069 - Replace Sink in Staff Room A109 (RFI #242)	\$947.87
070 - Add Roof Drains to Low Roof - Plumbing Portion (RFI #166 & #166.1)	\$39,549.33
071 - Modifications to Light Fixtures on Cloud Ceilings (RFI #240)	\$5,606.01
072 - Added Electrical Breakers for HVAC Units (RFI #155)	\$1,795.79
073 - Added Controls for Exhaust Fans (RFI #247)	\$4,696.99
074 - Add Power to Motorized Shades (RFI 249)	\$4,547.96
075 - Structural Bracing for (Wall) Roof (RFI #251)	\$1,884.01
Owner Contingency	\$371,413.88
Total	\$548,633.39

Mendocino Unified School District

2020 Bond Program



Mendocino Unified School District

2020 Bond Program



Mendocino Unified School District

2020 Bond Program – Phase 2

Description	Budget	Expended To Date	Remaining Balance	Forecast	Surplus (Shortfall)
Design and Planning	1,091,888	813,208	158,469	1,009,449	6,228
Bidding, Permitting, Misc	70,000	64,300	5,700	70,000	0
Construction	9,577,988	0	9,577,988	9,280,265	0
Owners Contingency	478,899	0	478,899	478,899	0
Construction Support	470,000	47,316	402,700	470,000	0
Features & furniture	0	0	0	0	0
Reserve	0	0	0	0	0
Totals	11,688,773	924,826	10,680,768	11,302,613	6,228

Available vs. budgeted 1,132,863 assumes 100% contingency expended
 soft cost vs hard cost 22.04%

Funding Status

AVAILABLE FUNDS	PROJECTED FUND BALANCE @ % CONTINGENCY EXPENDED
Series A bonds 12,821,636	0% 1% 5% 8% 1,611,762 1,515,983 1,132,863 1,132,863

Schedule

	Planned	Actual	Schedule Status
Design and Planning	Jun-22	Jun-22	
Permitting and PH-2 GMP	1-Dec-22		Expected by May 2023
Construction	T.B.D.		June 2023
Completion	T.B.D.		January 2024

Mendocino Unified School District

2020 Bond Program – Phase 2

Schedule

	Planned	Actual	Schedule Status
Design and Planning		Jun-22	Jun-22
Permitting and PH-2 GMP		1-Dec-22	Expected by May 2023
Construction	T.B.D.		June 2023
Completion	T.B.D.		January 2024

Overall Project Status

In order to keep to the planned schedule, Lathrop's bid out the Mechanical and Electrical portions for the project prior to securing the DSA Permit. Bid results came in as anticipated, so desire is to procure the mechanical and electrical equipment to better assure meeting our schedule.

Potential Issues:

DSA in their backcheck comments stated that the culinary kitchen would need to have fire sprinklers due to a change in use from warming kitchen to culinary arts kitchen. QKA pushed back and with assistance from Tobin and windspirit documented it has always been a culinary arts kitchen. It appears the requirement for addition of fire sprinklers may be averted.

Next Steps

Decide on early procurement of electrical and mechanical equipment or re-evaluate the project schedule. Obtain DSA permit and bid the remaining scope of work.

Mendocino Unified School District

2020 Bond Program – Phase 2

BID RESULTS FOR POSSIBLE EARLY PROCUREMENT ITEMS

	SCOPE OF WORK (LESS PROCUREMENT)	EQUIPMENT PROCUREMENT	SUBTOTAL	BONDING RATE	TOTAL
ELECTRICAL BIDS					
ORORKE ELECTRICAL INC	1,110,185.00	520,000.00	1,630,185.00	1.21%	1,649,910.24
FORT BRAGG ELECTRIC	1,348,171.00	456,277.00	1,804,448.00	1.50%	1,831,514.72
				<i>Lathrop budget</i>	<i>1,659,812.00</i>
MECHANICAL BIDS					
DIV 15 TECH	770,000.00	740,000.00	1,510,000.00	N/A	1,510,000.00
PETERSON MECHANICAL	1,280,572.00	628,350.00	1,908,922.00	1.00%	1,928,011.22
DOWDLE & SONS MECH INC	1,400,364.00	757,000.00	2,157,364.00	1.00%	2,178,937.64
				<i>Lathrop budget</i>	<i>1,575,000.00</i>

Mendocino Unified School District

Smarter Balanced Assessment Report 2022

MUSD Participation Rate (Math)

ALL STUDENTS	
2022	82.8%
State	96.1%
2021	66.1%
State	23.9%
2019	94.2%
State	97.4%
2018	90.4%
State	97.3%
2017	92.7%
State	97.4%
2016	89.2%
State	96.7%

MUSD Participation Rate (Math)

STUDENTS WITH DISABILITY	
2022	73%
State	92.4%
2021	64%
State	20%
2019	97.3%
State	94.5%
2018	82.7%
State	94.3
2017	85.2%
State	94.4%
2016	89.4%
State	94.6%

MUSD Participation Rate(Math)

STUDENTS WITH NO REPORTED DISABILITY	
2022	84%
State	96.6%
2021	67%
State	24%
2019	93.7%
State	97.8%
2018	91.3%
State	97.7%
2017	93.7%
State	97.7%
2016	89.2%
State	96.9%

MUSD Participation Rate (Math)

ECONOMICALLY DISADVANTAGED	
2022	79%
State	96.2%
2021	63%
State	22%
2019	93.5%
State	97.6%
2018	88.7%
State	97.5%
2017	92.4%
State	97.6%
2016	91.9%
State	96.9%

MUSD Participation Rate (Math)

NOT ECONOMICALLY DISADVANTAGED	
2022	86.7%
State	95.9%
2021	69%
State	26%
2019	95%
State	97.1%
2018	92.1%
State	96.9%
2017	92.9%
State	97.1%
2016	87.1%
State	96.2%

3rd Grade Math

SBAC MATH	Exceed	Met	Nearly Met	Did Not Meet	Met - Exceed
2022	9%	26%	35%	30%	35%
State	19%	24%	22%	34%	43%
2021	10%	35%	15%	40%	45%
State	16%	23%	23%	37%	39%
2019	17%	46%	26%	11%	63%
State	23%	26%	23%	27%	51%
2018	40%	45%	5%	10%	85%
State	21%	25%	24%	26%	49%
2017	21%	21%	29%	29%	42%
State	19%	26%	25%	28%	47%
2016	26%	44%	22%	7%	70%
State	16%	28%	26%	29%	46%
2015	13%	35%	32%	19%	48%
State	14%	26%	27%	33%	40%

4th Grade Math

SBAC MATH	Exceed	Met	Nearly Met	Did Not Meet	Met - Exceed
2022	18%	29%	36%	18%	47%
State	17%	22%	26%	33%	38%
2021	5%	38%	24%	33%	43%
State	15%	21%	29%	35%	38%
2019	6%	36%	33%	24%	42%
State	20%	25%	30%	25%	45%
2018	16%	34%	31%	19%	50%
State	18%	24%	31%	26%	42%
2017	15%	39%	32%	15%	54%
State	17%	24%	32%	26%	41%
2016	14%	21%	40%	24%	35%
State	15%	23%	33%	26%	38%
2015	0%	12%	54%	34%	12%
State	13%	22%	35%	31%	35%

5th Grade Math

SBAC MATH	Exceed	Met	Nearly Met	Did Not Meet	Met - Exceed
2022	14%	18%	21%	46%	32%
State	17%	15%	26%	43%	32%
2021	3%	8%	47%	44%	9%
State	16%	14%	26%	44%	30%
2019	19%	32%	23%	26%	51%
State	21%	17%	27%	35%	38%
2018	30%	30%	23%	18%	60%
State	20%	16%	27%	37%	36%
2017	23%	16%	30%	30%	39%
State	18%	16%	27%	39%	34%
2016	5%	13%	36%	46%	18%
State	17%	16%	28%	39%	33%
2015	9%	21%	35%	35%	30%
State	15%	15%	29%	41%	30%

6th Grade Math

SBAC MATH	Exceed	Met	Nearly Met	Did Not Meet	Met - Exceed
2022	6%	16%	46%	30%	24%
State	16%	16%	27%	41%	32%
2021	0%	8%	38%	54%	8%
State	15%	16%	27%	42%	31%
2019	14%	22%	36%	28%	36%
State	20%	19%	27%	34%	39%
2018	17%	17%	32%	34%	34%
State	19%	19%	28%	35%	38%
2017	5%	13%	47%	34%	18%
State	18%	19%	28%	35%	37%
2016	8%	25%	42%	25%	33%
State	17%	18%	30%	35%	35%
2015	13%	23%	23%	40%	36%
State	15%	18%	31%	36%	33%

7th Grade Math

SBAC MATH	Exceed	Met	Nearly Met	Did Not Meet	Met - Exceed
2022	9%	35%	43%	13%	44%
State	18%	18%	26%	42%	32%
2021	13%	13%	44%	31%	26%
State	18%	18%	27%	39%	34%
2019	12%	26%	33%	29%	38%
State	19%	18%	28%	36%	37%
2018	24%	29%	33%	14%	53%
State	19%	19%	29%	37%	38%
2017	44%	19%	28%	9%	83%
State	18%	19%	27%	36%	37%
2016	58%	16%	18%	10%	74%
State	17%	19%	30%	34%	38%
2015	25%	34%	22%	19%	59%
State	15%	19%	29%	37%	34%

8th Grade Math

SBAC MATH	Exceed	Met	Nearly Met	Did Not Meet	Met - Exceed
2022	35%	30%	25%	10%	65%
State	18%	13%	23%	48%	29%
2021	17%	21%	25%	38%	38%
State	17%	14%	23%	46%	31%
2019	24%	24%	35%	16%	48%
State	21%	16%	23%	41%	37%
2018	38%	28%	13%	22%	66%
State	21%	16%	23%	40%	37%
2017	61%	11%	17%	11%	72%
State	20%	16%	23%	40%	36%
2016	44%	21%	26%	9%	65%
State	19%	17%	25%	39%	36%
2015	45%	21%	19%	14%	66%
State	16%	17%	26%	41%	33%

K-8 Math

SBAC MATH	Exceed	Met	Nearly Met	Did Not Meet	Met - Exceed
2022	14%	25%	35%	26%	39%
2021	7%	19%	33%	41%	26%
2019	16%	29%	32%	23%	45%
2018	26%	29%	25%	21%	55%
2017	28%	20%	31%	22%	48%
2016	24%	22%	32%	22%	46%
2015	18%	24%	31%	27%	42%

K-8 Subgroup Results - Math

Disability	Exceed	Met	Nearly Met	Did Not Meet	Met - Exceed
2022	0%	7%	60%	33%	7%
2021	6%	12%	18%	65%	18%
2019	3%	6%	21%	70%	9%
2018	5%	5%	20%	70%	10%
2017	4%	13%	13%	70%	17%
2016	0%	18%	36%	45%	18%
2015	6%	0%	25%	69%	6%

Econ Disadv.	Exceed	Met	Nearly Met	Did Not Meet	Met - Exceed
2022	12%	21%	39%	29%	33%
2021	8%	19%	29%	44%	27%
2019	7%	24%	35%	34%	31%
2018	20%	25%	29%	26%	45%
2017	16%	16%	33%	36%	32%
2016	8%	23%	38%	31%	31%
2015	8%	22%	24%	46%	30%

K-8 Subgroup Results - Math

Female	Exceed	Met	Nearly Met	Did Not Meet	Met - Exceed
2022	11%	25%	37%	27%	36%
2021	3%	19%	35%	43%	22%
2019	16%	27%	36%	22%	43%
2018	26%	34%	25%	15%	60%
2017	29%	20%	34%	17%	49%
2016	23%	23%	34%	21%	46%
2015	16%	25%	35%	24%	41%

Male	Exceed	Met	Nearly Met	Did Not Meet	Met - Exceed
2022	17%	24%	34%	25%	41%
2021	12%	18%	31%	38%	30%
2019	15%	31%	29%	25%	46%
2018	26%	23%	25%	26%	49%
2017	27%	20%	28%	25%	47%
2016	26%	22%	29%	22%	48%
2015	20%	23%	28%	30%	43%

11th Grade Math

SBAC Math	Exceed	Met	Nearly Met	Did Not Meet	Met - Exceed
2022	19%	25%	19%	38%	44%
State	12%	15%	21%	52%	27%
2021	32%	14%	27%	27%	46%
State	18%	19%	25%	41%	35%
2019	18%	34%	16%	34%	50%
State	14%	18%	22%	46%	32%
2018	12%	26%	26%	35%	38%
State	13%	18%	23%	48%	31%
2017	13%	41%	24%	22%	54%
State	13%	19%	24%	44%	32%
2016	12%	27%	18%	42%	39%
State	13%	20%	25%	43%	33%
2015	23%	28%	23%	26%	51%
State	11%	16%	25%	45%	29%

MHS Subgroup Results - Math

Econ. Disadv.	Exceed	Met	Nearly Met	Did Not Meet	Met - Exceed
2022	0%	25%	17%	58%	25%
State	5%	11%	20%	63%	16%
2021	NA	NA	NA	NA	NA
State	8%	16%	26%	51%	24%
2019	7%	47%	20%	27%	54%
State	7%	14%	22%	57%	21%
2018	NA	NA	NA	NA	NA
State	6%	14%	23%	57%	20%
2017	8%	23%	31%	39%	31%
State	6%	15%	24%	56%	21%
2016	10%	30%	10%	50%	40%
State (K-12)	6%	15%	25%	54%	21%
2015	20%	27%	20%	33%	47%
State (K-12)	6%	15%	31%	49%	21%

MHS Subgroup Results - Math

Female	Exceed	Met	Nearly Met	Did Not Meet	Met - Exceed
2022	24%	6%	18%	53%	30%
State	11%	16%	23%	51%	27%
2021	21%	14%	36%	29%	35%
State	15%	20%	26%	39%	35%
2019	23%	31%	23%	23%	54%
State	13%	20%	24%	43%	33%
2018	5%	10%	35%	50%	15%
State	12%	20%	25%	44%	32%
2017	19%	41%	22%	19%	60%
State	12%	21%	25%	42%	33%
Male	Exceed	Met	Nearly Met	Did Not Meet	Met - Exceed
2022	13%	47%	20%	20%	60%
State	13%	14%	20%	53%	27%
2021	NA	NA	NA	NA	NA
State	17%	18%	23%	43%	35%
2019	11%	37%	11%	42%	48%
State	15%	17%	21%	48%	32%
2018	21%	50%	14%	14%	71%
State	14%	17%	21%	48%	31%
2017	5%	42%	26%	26%	47%
State	14%	18%	22%	46%	32%

3rd Grade ELA

SBAC ELA	Exceed	Met	Nearly Met	Did Not Meet	Met - Exceed
2022	13%	17%	17%	52%	30%
State	23%	19%	23%	35%	42%
2021	5%	40%	30%	25%	45%
State	20%	20%	24%	36%	40%
2019	17%	31%	23%	29%	48%
State	26%	22%	23%	28%	48%
2018	26%	32%	37%	5%	58%
State	28%	22%	23%	26%	48%
2017	17%	13%	42%	29%	30%
State	23%	21%	24%	32%	44%
2016	30%	33%	30%	7%	63%
State	22%	21%	25%	32%	43%
2015	13%	19%	23%	45%	32%
State	18%	20%	20%	36%	38%

4th Grade ELA

SBAC ELA	Exceed	Met	Nearly Met	Did Not Meet	Met - Exceed
2022	14%	32%	32%	21%	46%
State	24%	21%	20%	36%	45%
2021	14%	24%	38%	24%	38%
State	21%	20%	21%	38%	41%
2019	15%	27%	33%	24%	42%
State	27%	23%	19%	31%	50%
2018	27%	12%	24%	36%	39%
State	28%	22%	18%	32%	48%
2017	22%	34%	27%	17%	56%
State	23%	22%	20%	35%	45%
2016	17%	21%	24%	38%	38%
State	23%	21%	20%	36%	44%
2015	7%	34%	24%	34%	41%
State	19%	21%	21%	39%	40%

5th Grade ELA

SBAC ELA	Exceed	Met	Nearly Met	Did Not Meet	Met - Exceed
2022	14%	21%	46%	18%	35%
State	21%	26%	20%	33%	47%
2021	11%	26%	40%	23%	37%
State	21%	25%	20%	33%	46%
2019	28%	31%	19%	22%	59%
State	24%	28%	20%	28%	52%
2018	20%	43%	16%	20%	63%
State	22%	28%	20%	31%	50%
2017	20%	32%	36%	11%	52%
State	20%	27%	21%	33%	47%
2016	5%	38%	13%	44%	43%
State	21%	28%	21%	31%	49%
2015	24%	32%	21%	24%	56%
State	17%	27%	21%	34%	44%

6th Grade ELA

SBAC ELA	Exceed	Met	Nearly Met	Did Not Meet	Met - Exceed
2022	5%	35%	38%	22%	40%
State	17%	28%	25%	30%	45%
2021	4%	42%	38%	17%	48%
State	18%	27%	26%	30%	43%
2019	10%	38%	28%	24%	48%
State	17%	31%	25%	26%	48%
2018	17%	33%	39%	11%	50%
State	17%	31%	25%	27%	46%
2017	5%	31%	44%	21%	36%
State	17%	31%	26%	27%	48%
2016	14%	39%	25%	22%	53%
State	17%	31%	26%	26%	46%
2015	10%	37%	27%	27%	47%
State	13%	30%	29%	28%	43%

7th Grade ELA

SBAC ELA	Exceed	Met	Nearly Met	Did Not Meet	Met - Exceed
2022	13%	48%	28%	13%	61%
State	17%	32%	23%	28%	49%
2021	0%	50%	19%	31%	50%
State	17%	33%	23%	27%	50%
2019	17%	29%	29%	26%	46%
State	18%	33%	22%	26%	51%
2018	7%	51%	27%	15%	58%
State	16%	34%	23%	27%	50%
2017	21%	31%	21%	18%	52%
State	16%	34%	23%	27%	50%
2016	35%	23%	32%	10%	68%
State	15%	33%	24%	28%	48%
2015	9%	42%	15%	33%	51%
State	12%	32%	25%	31%	44%

8th Grade ELA

SBAC ELA	Exceed	Met	Nearly Met	Did Not Meet	Met - Exceed
2022	30%	40%	30%	0%	70%
State	18%	31%	25%	26%	47%
2021	8%	44%	20%	28%	52%
State	18%	31%	25%	26%	47%
2019	20%	41%	20%	18%	61%
State	17%	32%	25%	26%	49%
2018	16%	38%	31%	16%	54%
State	16%	33%	25%	26%	49%
2017	31%	33%	25%	11%	64%
State	15%	33%	26%	25%	48%
2016	21%	38%	32%	9%	59%
State	14%	34%	27%	25%	48%
2015	19%	43%	26%	12%	62%
State	12%	33%	29%	26%	45%

K-8 ELA

SBAC ELA	Exceed	Met	Nearly Met	Did Not Meet	Met - Exceed
2022	14%	32%	33%	21%	46%
2021	8%	36%	32%	24%	44%
2019	17%	33%	26%	24%	50%
2018	18%	36%	28%	18%	54%
2017	19%	31%	32%	17%	50%
2016	19%	32%	25%	23%	51%
2015	14%	35%	23%	28%	49%

K-8 Subgroup Results - ELA

Disability	Exceed	Met	Nearly Met	Did Not Meet	Met - Exceed
2022	7%	27%	27%	40%	34%
2021	12%	0%	41%	47%	12%
2019	3%	6%	24%	67%	9%
2018	0%	11%	32%	58%	11%
2017	0%	4%	36%	60%	4%
2016	0%	0%	45%	55%	0%
2015	6%	6%	31%	56%	12%

Econ. Disadv.	Exceed	Met	Nearly Met	Did Not Meet	Met - Exceed
2022	10%	35%	32%	22%	45%
2021	9%	33%	28%	30%	42%
2019	9%	32%	28%	32%	41%
2018	12%	34%	36%	18%	46%
2017	9%	29%	37%	26%	38%
2016	7%	33%	26%	34%	40%
2015	8%	24%	24%	43%	32%

K-8 Subgroup Results - ELA

Female	Exceed	Met	Nearly Met	Did Not Meet	Met - Exceed
2022	14%	35%	37%	14%	49%
2021	8%	34%	36%	22%	42%
2019	19%	40%	24%	17%	59%
2018	22%	40%	24%	13%	62%
2017	21%	45%	26%	8%	66%
2016	21%	41%	20%	19%	62%
2015	18%	38%	25%	19%	56%

Male	Exceed	Met	Nearly Met	Did Not Meet	Met - Exceed
2022	14%	30%	30%	27%	44%
2021	7%	39%	27%	27%	46%
2019	16%	27%	27%	30%	43%
2018	14%	32%	32%	22%	46%
2017	18%	20%	38%	24%	38%
2016	18%	23%	31%	28%	41%
2015	10%	32%	21%	37%	42%

11th Grade ELA

SBAC ELA	Exceed	Met	Nearly Met	Did Not Meet	Met - Exceed
2022	29%	34%	26%	11%	63%
State	26%	29%	22%	24%	55%
2021	46%	26%	15%	11%	74%
State	29%	30%	21%	19%	59%
2019	50%	34%	13%	3%	84%
State	27%	30%	21%	21%	57%
2018	29%	29%	26%	15%	58%
State	26%	30%	22%	22%	56%
2017	44%	42%	9%	4%	86%
State	26%	32%	21%	19%	60%
2016	29%	32%	15%	24%	61%
State	26%	33%	22%	19%	59%
2015	46%	32%	10%	12%	78%
State	23%	33%	24%	20%	56%

MHS Subgroup Results - ELA

Econ. Disadv.	Exceed	Met	Nearly Met	Did Not Meet	Met - Exceed
2022	15%	39%	23%	23%	54%
State	17%	28%	25%	30%	45%
2021	33%	33%	25%	8%	66%
State	20%	30%	25%	25%	60%
2019	47%	40%	13%	0%	87%
State	18%	30%	25%	28%	48%
2018	NA	NA	NA	NA	NA
State	16%	30%	26%	28%	46%
2017	31%	39%	23%	8%	70%
State	17%	32%	26%	25%	49%
2016	10%	50%	20%	20%	60%

MHS Subgroup Results - ELA

Female	Exceed	Met	Nearly Met	Did Not Meet	Met - Exceed
2022	28%	33%	22%	17%	61%
State	29%	31%	21%	18%	60%
2021	44%	28%	22%	6%	72%
State	33%	32%	21%	15%	65%
2019	54%	46%	0%	0%	100%
State	31%	33%	21%	16%	64%
2018	15%	40%	30%	15%	55%
State	29%	33%	22%	18%	61%
2017	58%	38%	4%	0%	96%
State	31%	34%	21%	14%	65%

Male	Exceed	Met	Nearly Met	Did Not Meet	Met - Exceed
2022	29%	35%	29%	6%	64%
State	18%	25%	23%	34%	43%
2021	NA	NA	NA	NA	NA
State	25%	26%	22%	24%	53%
2019	48%	26%	21%	5%	74%
State	24%	28%	22%	27%	52%
2018	50%	14%	21%	14%	64%
State	22%	26%	23%	27%	50%
2017	26%	47%	16%	11%	73%
State	24%	30%	22%	23%	54%

MUSD All Students - ELA

All Students	Exceed	Met	Nearly Met	Did Not Meet	Met - Exceed
2022	17%	32%	32%	20%	49%
State (K-12)	21%	27%	23%	30%	48%
2021	14%	34%	29%	23%	48%
State (K-12)	21%	28%	23%	28%	49%
2019	21%	34%	24%	21%	55%
State (K-12)	22%	29%	22%	27%	51%
2018	19%	35%	30%	17%	54%
State (K-12)	21%	29%	23%	28%	50%
2017	24%	34%	27%	16%	58%
State (K-12)	20%	28%	23%	28%	48%
2016	20%	32%	24%	24%	52%
State (K-12)	20%	29%	24%	28%	49%
2015	19%	34%	21%	26%	53%
State (K-12)	16%	28%	25%	31%	44%

MUSD All Students - Math

All Students	Exceed	Met	Nearly Met	Did Not Meet	Met - Exceed
2022	16%	24%	33%	28%	40%
State (K-12)	16%	17%	25%	42%	33%
2021	10%	17%	31%	41%	27%
State (K-12)	16%	18%	26%	41%	34%
2019	15%	30%	30%	25%	45%
State (K-12)	20%	20%	25%	35%	40%
2018	24%	28%	25%	24%	52%
State (K-12)	19%	20%	26%	35%	39%
2017	26%	23%	29%	22%	49%
State (K-12)	18%	20%	27%	36%	38%
2016	24%	23%	29%	24%	47%
State (K-12)	17%	20%	28%	35%	37%
2015	18%	25%	30%	27%	43%
State (K-12)	14%	19%	29%	38%	33%

MUSD Subgroup Results - ELA

Disability Reported	Exceed	Met	Nearly Met	Did Not Meet	Met - Exceed
2022	5%	21%	28%	41%	28%
State (K-12)	5%	11%	19%	65%	16%
2021	10%	5%	33%	52%	15%
State (K-12)	4%	11%	21%	64%	15%
2019	3%	8%	27%	62%	8%
State (K-12)	5%	11%	19%	65%	16%
2018	0%	9%	36%	55%	9%
State (K-12)	5%	10%	18%	67%	15%
2017	0%	7%	33%	60%	7%
State (K-12)	4%	10%	19%	67%	14%
2016	0%	11%	33%	56%	11%
State (K-12)	4%	10%	18%	68%	14%
2015	5%	16%	26%	53%	21%
State (K-12)	3%	9%	18%	70%	12%

No Disability Reported	Exceed	Met	Nearly Met	Did Not Meet	Met - Exceed
2022	16%	33%	32%	17%	51%
State (K-12)	23%	29%	23%	25%	32%
2021	14%	36%	29%	19%	52%
State (K-12)	23%	30%	23%	24%	53%
2019	24%	38%	23%	15%	63%
State (K-12)	24%	31%	23%	22%	55%
2018	20%	37%	29%	14%	37%
State (K-12)	23%	31%	23%	23%	54%
2017	27%	37%	27%	10%	64%
State (K-12)	22%	31%	24%	23%	53%
2016	22%	34%	23%	21%	56%
State (K-12)	21%	31%	24%	23%	52%
2015	20%	36%	21%	24%	56%
State (K-12)	18%	30%	26%	26%	48%

MUSD Subgroup Results - Math

Disability Reported	Exceed	Met	Nearly Met	Did Not Meet	Met - Exceed
2022	0%	5%	33%	62%	3%
State (K-12)	8%	7%	15%	70%	12%
2021	5%	10%	19%	67%	15%
State (K-12)	4%	7%	15%	74%	11%
2019	3%	5%	19%	73%	8%
State (K-12)	2%	7%	16%	71%	12%
2018	4%	4%	21%	71%	8%
State (K-12)	5%	7%	15%	73%	12%
2017	7%	11%	11%	71%	16%
State (K-12)	4%	7%	15%	74%	11%
2016	0%	17%	28%	55%	17%
State (K-12)	4%	7%	16%	73%	11%
2015	5%	0%	26%	69%	3%
State (K-12)	3%	6%	16%	75%	9%

No Disability Reported	Exceed	Met	Nearly Met	Did Not Meet	Met - Exceed
2022	17%	26%	30%	26%	43%
State (K-12)	18%	19%	26%	36%	37%
2021	11%	19%	33%	37%	30%
State (K-12)	17%	19%	27%	37%	38%
2019	18%	34%	31%	18%	52%
State (K-12)	22%	22%	27%	30%	44%
2018	26%	30%	25%	19%	56%
State (K-12)	20%	22%	27%	31%	40%
2017	28%	25%	23%	18%	53%
State (K-12)	18%	22%	28%	31%	41%
2016	25%	23%	30%	22%	46%
State (K-12)	18%	22%	29%	31%	40%
2015	19%	28%	31%	24%	46%
State (K-12)	15%	21%	30%	33%	38%

MUSD Subgroup Results - ELA					
Economically Disadv	Exceed	Met	Nearly Met	Did Not Meet	Met - Exceed
2022	12%	33%	32%	22%	46%
State (K-12)	12%	24%	25%	40%	36%
2021	13%	32%	27%	28%	45%
State (K-12)	12%	24%	26%	38%	36%
2019	13%	35%	28%	24%	46%
State (K-12)	13%	20%	26%	31%	36%
2018	11%	31%	36%	22%	42%
State (K-12)	12%	26%	26%	36%	36%
2017	10%	29%	33%	28%	41%
State (K-12)	11%	25%	26%	38%	36%
2016	7%	36%	28%	29%	43%
State (K-12)	10%	25%	27%	38%	35%
2015	9%	28%	24%	39%	37%
State (K-12)	8%	23%	26%	43%	31%
Not Econ Disadv	Exceed	Met	Nearly Met	Did Not Meet	Met - Exceed
2022	21%	31%	31%	18%	52%
State (K-12)	34%	25%	19%	17%	66%
2021	15%	35%	30%	18%	50%
State (K-12)	33%	32%	19%	16%	65%
2019	30%	34%	22%	14%	64%
State (K-12)	37%	32%	17%	13%	70%
2018	25%	38%	21%	16%	63%
State (K-12)	30%	33%	17%	13%	66%
2017	32%	37%	23%	8%	69%
State (K-12)	29%	34%	18%	14%	66%
2016	31%	29%	22%	18%	60%
State (K-12)	34%	34%	18%	14%	66%
2015	28%	36%	19%	16%	65%
State (K-12)	29%	25%	21%	15%	64%

MUSD Subgroup Results - Math					
Econ Disadv	Exceed	Met	Nearly Met	Did Not Meet	Met - Exceed
2022	11%	21%	36%	32%	32%
State (K-12)	8%	14%	26%	53%	22%
2021	9%	18%	28%	47%	25%
State (K-12)	7%	14%	26%	54%	21%
2019	7%	27%	33%	33%	34%
State (K-12)	10%	17%	28%	45%	27%
2018	18%	23%	29%	29%	42%
State (K-12)	9%	17%	28%	46%	26%
2017	12%	16%	32%	38%	31%
State (K-12)	8%	18%	28%	47%	24%
2016	11%	23%	33%	33%	34%
State (K-12)	7%	18%	30%	45%	23%
2015	9%	23%	24%	44%	32%
State (K-12)	9%	15%	31%	45%	21%
Not Econ Disadv	Exceed	Met	Nearly Met	Did Not Meet	Met - Exceed
2022	20%	27%	30%	24%	47%
State (K-12)	28%	22%	23%	25%	52%
2021	11%	19%	34%	36%	30%
State (K-12)	27%	23%	26%	24%	50%
2019	25%	33%	26%	16%	58%
State (K-12)	34%	26%	22%	18%	59%
2018	28%	32%	21%	19%	60%
State (K-12)	33%	25%	23%	19%	58%
2017	33%	28%	28%	11%	61%
State (K-12)	32%	28%	24%	16%	56%
2016	34%	29%	27%	17%	56%
State (K-12)	34%	34%	18%	14%	63%
2015	25%	25%	35%	14%	51%
State (K-12)	27%	26%	26%	21%	53%

MUSD Subgroup Results - ELA					
Female	Exceed	Met	Nearly Met	Did Not Meet	Met - Exceed
2022	16%	32%	34%	16%	49%
State (K-12)	23%	28%	23%	26%	51%
2021	15%	32%	32%	19%	47%
State (K-12)	24%	29%	22%	24%	53%
2019	23%	43%	29%	14%	66%
State (K-12)	29%	31%	22%	22%	50%
2018	20%	40%	28%	15%	60%
State (K-12)	24%	31%	22%	22%	55%
2017	20%	44%	20%	8%	72%
State (K-12)	23%	31%	23%	23%	54%
2016	25%	38%	18%	10%	64%
State (K-12)	23%	31%	23%	23%	54%
2015	28%	37%	21%	17%	63%
State (K-12)	19%	30%	25%	25%	49%

Male	Exceed	Met	Nearly Met	Did Not Meet	Met - Exceed
2022	17%	31%	29%	23%	48%
State (K-12)	10%	25%	23%	34%	43%
2021	13%	35%	25%	28%	48%
State (K-12)	18%	28%	23%	32%	44%
2019	19%	27%	28%	27%	46%
State (K-12)	19%	27%	23%	31%	46%
2018	17%	30%	33%	20%	47%
State (K-12)	18%	27%	22%	33%	45%
2017	19%	24%	34%	23%	43%
State (K-12)	17%	28%	23%	33%	43%
2016	16%	26%	28%	29%	42%
State (K-12)	10%	20%	24%	33%	42%
2015	11%	32%	22%	35%	43%
State (K-12)	13%	25%	25%	36%	38%

MUSD Subgroup Results - Math					
Female	Exceed	Met	Nearly Met	Did Not Meet	Met - Exceed
2022	13%	32%	34%	31%	36%
State (K-12)	15%	17%	25%	43%	32%
2021	6%	18%	35%	42%	24%
State (K-12)	13%	18%	28%	40%	33%
2019	17%	28%	34%	22%	46%
State (K-12)	18%	21%	27%	34%	40%
2018	23%	30%	25%	23%	53%
State (K-12)	18%	21%	27%	34%	36%
2017	20%	24%	32%	19%	50%
State (K-12)	17%	21%	25%	35%	38%
2016	21%	24%	34%	21%	45%
State (K-12)	18%	21%	29%	34%	37%
2015	19%	26%	31%	24%	45%
State (K-12)	14%	25%	30%	30%	34%

Male	Exceed	Met	Nearly Met	Did Not Meet	Met - Exceed
2022	19%	26%	31%	24%	45%
State (K-12)	17%	17%	24%	41%	34%
2021	10%	17%	27%	46%	33%
State (K-12)	17%	18%	25%	41%	30%
2019	13%	32%	28%	27%	47%
State (K-12)	21%	19%	24%	28%	40%
2018	25%	26%	25%	25%	51%
State (K-12)	19%	18%	25%	31%	38%
2017	26%	23%	27%	25%	46%
State (K-12)	18%	18%	25%	32%	37%
2016	25%	22%	25%	28%	47%
State (K-12)	17%	20%	27%	36%	37%
2015	18%	23%	29%	30%	41%
State (K-12)	15%	19%	27%	39%	34%

2021-22 3rd Grade ELA Cohort

SBAC ELA	Exceed	Met	Nearly Met	Did Not Meet	Met - Exceed
2022	13%	17%	17%	52%	30%
State	23%	19%	23%	35%	42%

2021-22 4th Grade ELA Cohort

SBAC ELA	Exceed	Met	Nearly Met	Did Not Meet	Met - Exceed
2022	14%	32%	32%	21%	46%
State	24%	21%	20%	36%	45%
2021	5%	40%	30%	25%	45%
State	20%	20%	24%	36%	40%

2021-22 5th Grade ELA Cohort

SBAC ELA	Exceed	Met	Nearly Met	Did Not Meet	Met - Exceed
2022	14%	21%	46%	18%	35%
State	21%	26%	20%	33%	47%
2021	14%	24%	38%	24%	38%
State	21%	20%	21%	38%	41%

2021-22 6th Grade ELA Cohort

SBAC ELA	Exceed	Met	Nearly Met	Did Not Meet	Met - Exceed
2022	5%	35%	38%	22%	40%
State	17%	28%	26%	30%	45%
2021	11%	26%	40%	23%	37%
State	21%	25%	20%	33%	46%
2019	15%	26%	26%	33%	41%
State	26%	22%	23%	28%	48%

2021-22 7th Grade ELA Cohort

SBAC ELA	Exceed	Met	Nearly Met	Did Not Meet	Met - Exceed
2022	13%	48%	26%	13%	61%
State	17%	32%	23%	28%	49%
2021	4%	42%	38%	17%	46%
State	16%	27%	26%	30%	43%
2019	15%	27%	33%	24%	42%
State	27%	23%	19%	31%	50%
2018	26%	32%	37%	5%	58%
State	26%	22%	23%	28%	48%

2021-22 8th Grade ELA Cohort

SBAC ELA	Exceed	Met	Nearly Met	Did Not Meet	Met - Exceed
2022	30%	40%	30%	0%	70%
State	16%	31%	25%	28%	47%
2021	0%	50%	19%	31%	50%
State	17%	33%	23%	27%	50%
2019	28%	31%	19%	22%	59%
State	24%	28%	20%	28%	52%
2018	27%	12%	24%	36%	39%
State	26%	22%	19%	32%	48%
2017	17%	13%	42%	29%	30%
State	23%	21%	24%	32%	44%

2021-22 9th Grade ELA Cohort

SBAC ELA	Exceed	Met	Nearly Met	Did Not Meet	Met - Exceed
2021	8%	44%	20%	28%	52%
State	16%	31%	25%	28%	47%
2019	10%	38%	28%	24%	48%
State	17%	31%	25%	26%	48%
2018	20%	43%	16%	20%	63%
State	22%	28%	20%	31%	50%
2017	22%	34%	27%	17%	56%
State	23%	22%	20%	35%	45%
2016	30%	33%	30%	7%	63%
State	22%	21%	25%	32%	43%

2021-22 10th Grade ELA Cohort

SBAC ELA	Exceed	Met	Nearly Met	Did Not Meet	Met - Exceed
2019	17%	29%	29%	26%	46%
State	18%	33%	22%	26%	51%
2018	17%	33%	39%	11%	50%
State	17%	31%	25%	27%	48%
2017	20%	32%	36%	11%	52%
State	20%	27%	21%	33%	47%
2016	17%	21%	24%	38%	38%
State	23%	21%	20%	36%	44%
2015	13%	19%	23%	45%	32%
State	18%	20%	26%	36%	38%

2021-22 11th Grade ELA Cohort

SBAC ELA	Exceed	Met	Nearly Met	Did Not Meet	Met - Exceed
2022	29%	34%	26%	11%	63%
State	26%	29%	22%	24%	55%
2019	20%	41%	20%	18%	61%
State	17%	32%	25%	26%	49%
2018	7%	51%	27%	15%	58%
State	16%	34%	23%	27%	50%
2017	5%	31%	44%	21%	36%
State	17%	31%	26%	27%	48%
2016	5%	38%	13%	44%	43%
State	21%	28%	21%	31%	49%
2015	7%	34%	24%	34%	41%
State	19%	21%	21%	39%	40%

2021-22 12th Grade ELA Cohort

SBAC ELA	Exceed	Met	Nearly Met	Did Not Meet	Met - Exceed
2021	48%	26%	15%	11%	74%
State	29%	30%	21%	19%	59%
2018	16%	38%	31%	16%	54%
State	16%	33%	25%	26%	49%
2017	21%	31%	21%	18%	52%
State	16%	34%	23%	27%	50%
2016	14%	39%	25%	22%	53%
State	17%	31%	26%	26%	48%
2015	24%	32%	21%	24%	56%
State	17%	27%	21%	34%	44%

2021-22 3rd Grade Math Cohort

SBAC Math	Exceed	Met	Nearly Met	Did Not Meet	Met - Exceed
2022	9%	26%	35%	30%	35%
State	19%	24%	22%	34%	43%

2021-22 4th Grade Math Cohort

SBAC Math	Exceed	Met	Nearly Met	Did Not Meet	Met - Exceed
2022	18%	29%	36%	18%	47%
State	17%	22%	28%	33%	39%
2021	10%	35%	15%	40%	45%
State	16%	23%	23%	37%	39%

2021-22 5th Grade Math Cohort

SBAC Math	Exceed	Met	Nearly Met	Did Not Meet	Met - Exceed
2022	14%	18%	21%	46%	32%
State	17%	15%	26%	43%	32%
2021	5%	38%	24%	33%	43%
State	15%	21%	29%	35%	36%

2021-22 6th Grade Math Cohort

SBAC Math	Exceed	Met	Nearly Met	Did Not Meet	Met - Exceed
2022	8%	16%	46%	30%	24%
State	16%	16%	27%	41%	32%
2021	3%	6%	47%	44%	9%
State	16%	14%	26%	44%	30%
2019	15%	44%	26%	15%	59%
State	23%	28%	23%	27%	51%

2021-22 7th Grade Math Cohort

SBAC Math	Exceed	Met	Nearly Met	Did Not Meet	Met - Exceed
2022	9%	35%	43%	13%	44%
State	16%	16%	26%	42%	32%
2021	0%	8%	38%	54%	8%
State	15%	16%	27%	42%	31%
2019	6%	36%	33%	24%	42%
State	20%	25%	30%	25%	45%
2018	40%	45%	5%	10%	85%
State	21%	28%	24%	28%	49%

2021-22 8th Grade Math Cohort

SBAC Math	Exceed	Met	Nearly Met	Did Not Meet	Met - Exceed
2022	35%	30%	25%	10%	65%
State	16%	13%	23%	48%	29%
2021	13%	13%	44%	31%	26%
State	16%	18%	27%	39%	34%
2019	19%	32%	23%	26%	51%
State	21%	17%	27%	35%	38%
2018	16%	34%	31%	19%	50%
State	18%	24%	31%	26%	42%
2017	21%	21%	29%	29%	42%
State	19%	28%	25%	28%	47%

2021-22 9th Grade Math Cohort

SBAC Math	Exceed	Met	Nearly Met	Did Not Meet	Met - Exceed
2021	17%	21%	25%	38%	38%
State	17%	14%	23%	46%	31%
2019	14%	22%	36%	28%	36%
State	20%	19%	27%	34%	39%
2018	30%	30%	23%	18%	60%
State	20%	16%	27%	37%	36%
2017	15%	39%	32%	15%	54%
State	17%	24%	32%	28%	41%
2016	26%	44%	22%	7%	70%
State	18%	28%	26%	29%	46%

2021-22 10th Grade Math Cohort

SBAC Math	Exceed	Met	Nearly Met	Did Not Meet	Met - Exceed
2019	12%	26%	33%	29%	30%
State	19%	18%	29%	30%	37%
2018	17%	17%	32%	34%	34%
State	19%	19%	28%	35%	38%
2017	23%	16%	30%	30%	39%
State	18%	16%	27%	39%	34%
2016	14%	21%	40%	24%	35%
State	15%	23%	33%	28%	38%
2015	13%	35%	32%	19%	48%
State	14%	26%	27%	33%	40%

2021-22 11th Grade Math Cohort

SBAC Math	Exceed	Met	Nearly Met	Did Not Meet	Met - Exceed
2022	19%	25%	19%	38%	44%
State	12%	15%	21%	52%	27%
2019	24%	24%	35%	18%	48%
State	21%	18%	23%	41%	37%
2018	24%	29%	33%	14%	53%
State	19%	19%	28%	37%	38%
2017	5%	13%	47%	34%	18%
State	18%	19%	28%	35%	37%
2016	5%	13%	38%	48%	18%
State	17%	18%	28%	39%	33%
2015	0%	12%	54%	34%	12%
State	13%	22%	35%	31%	35%

2021-22 12th Grade Math Cohort

SBAC Math	Exceed	Met	Nearly Met	Did Not Meet	Met - Exceed
2021	32%	14%	27%	27%	48%
State	18%	19%	25%	41%	35%
2018	38%	28%	13%	22%	66%
State	21%	18%	23%	40%	37%
2017	44%	19%	28%	9%	63%
State	18%	19%	27%	38%	37%
2016	8%	25%	42%	25%	33%
State	17%	18%	30%	35%	35%
2015	9%	21%	35%	35%	30%
State	15%	15%	29%	41%	30%

5th Grade Science (5th Grade in 2021-22)

	Exceed	Met	Nearly Met	Did Not Meet	Met - Exceed
2022	7%	11%	64%	18%	18%
State	11%	20%	50%	19%	31%

8th Grade Science (5th Grade in 2018-19)

	Exceed	Met	Nearly Met	Did Not Meet	Met - Exceed
2022	20%	20%	56%	4%	40%
State	10%	20%	54%	17%	30%
2019	13%	16%	65%	6%	29%
State	12%	20%	49%	19%	32%

12th Grade Science

	Exceed	Met	Nearly Met	Did Not Meet	Met - Exceed
2022	10%	30%	53%	7%	40%
State	6%	21%	59%	14%	27%
2019	3%	30%	60%	8%	33%
State	7%	19%	55%	20%	26%

MUSD Science

	Exceed	Met	Nearly Met	Did Not Meet	Met - Exceed
2022	12%	20%	58%	10%	32%
State	9%	21%	55%	16%	30%
2019	7%	23%	61%	8%	30%
State	9%	21%	52%	18%	30%

Additional Measures for Success and Growth

- Student Mental Health
- Athletics
- Rtl
- EL Support
- Clubs
- Extracurricular Activities

Student Mental Health

- Fewer students in crisis this year
- Fewer CPS referrals this year
- Staff is available for appointments and walk-in support
- Staff seeing more students dropping in for food, basic supplies, and conversation.
- Staff would like to explore and learn about alternative modes of therapy and broaden their knowledge base.

MHS Athletics

- 78 students played a sport (nearly half)
- 12 sports offered
- 3 (possibly 4) championships this year
- Good sportsmanship
- Needs: van and volleyball net system
- Concerns about phase 2 construction

Response to Intervention

K-5

- 39 students in 22-23
- 9 have exited so far with another 7 to be exited within a few weeks
- Screenings given 3x/yr in classrooms
- Collaboration with teachers
- Needs: Time and professional development

English Language Learners

- Most students saw a significant increase in ELPAC scores from 2021 to 2022.
- Over the past two years, 14 students have been reclassified as compared to 11 total students over the preceding 8 years.
- Students are receiving quality, regular services.

MHS Activities/Enrichment

Yoga	Interact
ASB	CSF
Crochet	Book club
Radio	Spectrum
Band	
PAUSE	
Dungeons and Dragons	Open media lab
Writing	Open E-lab
Farm to Table	After school tutoring/homework help
Game	

K-8 Activities/Enrichment

4-6 Basketball tournament

4-6 Kickball tournament

Chess Club

7/8 Student Newspaper

6-8 Wrestling Club

6-8 LGBTQ club

4-8 Radio Show

Miasa Visit

8th Grade Ropes Course

K-5 Mendocino Dance Project
classes

Field Trips

Noyo Science Center

Point Cabrillo Lighthouse

Ford House

Assemblies

Earth Dome

Women in History

The Magic of Science

Symphony of the Redwoods

K-8 Athletics

Sports

Girls Volleyball - 35

Girls Basketball – 30

Boys Basketball – 32

Coed Soccer - 27

- Hosted Tournaments

- Consistent coaches

- Good sportsmanship

Needs

Uniforms

Dedicated budget

*The purpose of middle
school sports

