

**Mendocino Unified School District**  
**2016-17 Combined General Fund Budget Change Report**

October 2016

Budget a/o 10-7-2016

	Budget View Sept Board Meeting	Budget View Oct Board Meeting	Change	Notes
<b>REVENUES:</b>				
<b>REVENUE LIMIT SOURCES</b>				
8011 State Aid - Current Year	\$1,841,031	\$1,841,031	\$0	
8012 Education Protection Account	\$99,000	\$99,000	\$0	
8021 Homeowners' Exemptions Tax	\$44,000	\$44,000	\$0	
8022 Timber Yield Tax	\$90,000	\$90,000	\$0	
8029 Other Subventions/In-Lieu Taxes	\$0	\$0	\$0	
8041 Secured Roll Taxes	\$4,647,995	\$4,687,995	\$40,000	Increase revenue per assessment data
8042 Unsecured Taxes	\$135,000	\$135,000	\$0	
8043 Prior Years' Taxes	\$0	\$0	\$0	
8044 Supplemental Taxes	\$0	\$0	\$0	
8091 Revenue Limit Transfers	<u>-\$75,000</u>	<u>-\$75,000</u>	<u>\$0</u>	
Total Revenue Limit Sources	\$6,782,026	\$6,822,026	\$40,000	
<b>FEDERAL REVENUES</b>				
8181 Special Education Entitlement	\$95,257	\$95,257	\$0	
8182 Discretionary Grants	\$3,200	\$3,200	\$0	
8285 Interagency Contracts between LEAs	\$0	\$0	\$0	
8290 All other Federal Revenue	<u>\$104,976</u>	<u>\$104,976</u>	<u>\$0</u>	
Total Federal Revenues	\$203,433	\$203,433	\$0	
<b>OTHER STATE REVENUES</b>				
8311 Other St. Apportionments Current Yr.	\$0	\$0	\$0	
8434 Class Size Reduction	\$0	\$0	\$0	
8550 Mandated Cost Reimbursements	\$124,962	\$124,962	\$0	
8560 State Lottery Revenue	\$93,373	\$93,373	\$0	
8590 All Other State Revenue	<u>\$254,712</u>	<u>\$259,683</u>	<u>\$4,971</u>	Add CTEIG deferred revenue
Total Other State Revenues	\$473,047	\$478,018	\$4,971	
<b>OTHER LOCAL REVENUES</b>				
8622 Non-Ad Valorem Taxes	\$89,000	\$89,000	\$0	
8631 Sale of Equipment & Supplies	\$1,000	\$1,000	\$0	
8650 Leases and Rentals	\$16,700	\$16,700	\$0	
8660 Interest	\$8,000	\$8,000	\$0	
8662 Net Increase in Fair Value Investment	\$0	\$0	\$0	
8675 Transport. Fees from Individuals	\$0	\$0	\$0	
8677 Transportation & Interagency Services	\$71,222	\$71,222	\$0	
8689 Other Fees and Contracts	\$3,903	\$3,903	\$0	
8699 All Other Local Revenue	\$39,367	\$39,367	\$0	
8792 Transfer of Apportionment from COE	<u>\$395,262</u>	<u>\$364,654</u>	<u>-\$30,608</u>	Adjust reimbursement for sped aides
Total Other Local Revenues	\$624,454	\$593,846	-\$30,608	
<b>TOTAL REVENUES</b>	<b>\$8,082,960</b>	<b>\$8,097,323</b>	<b>\$14,363</b>	


		View Sept Board <u>Meeting</u>	View Oct Board <u>Meeting</u>	<u>Change</u>	
<b>EXPENDITURES:</b>					
<b>CERTIFICATED SALARIES</b>					
1100	Teachers' Salaries	\$2,775,720	\$2,783,430	\$7,710	Various personnel updates
1200	Pupil Support Salaries	\$207,611	\$207,611	\$0	
1300	Supervisors' and Admin Salaries	\$341,082	\$341,082	\$0	
1900	Other Certificated Salaries	<u>\$12,400</u>	<u>\$12,400</u>	<u>\$0</u>	
Total Certificated Salaries		\$3,336,813	\$3,344,523	\$7,710	
<b>CLASSIFIED SALARIES</b>					
2100	Instructional Aides' Salaries	\$393,094	\$357,063	-\$36,031	Rem FT/add PT aides sped, var. adj.
2200	Support Salaries	\$509,416	\$518,873	\$9,457	Add medical aide position, var. adj.
2300	Supervisors' and Admin Salaries	\$332,008	\$332,008	\$0	
2400	Clerical and Office Salaries	\$399,504	\$399,504	\$0	
2900	Other Classified Salaries	<u>\$33,186</u>	<u>\$31,005</u>	<u>-\$2,181</u>	Various personnel updates
Total Classified Salaries		\$1,667,208	\$1,638,453	-\$28,755	
<b>EMPLOYEE BENEFITS</b>					
310X	STRS	\$575,667	\$575,982	\$315	Various personnel updates
320X	PERS	\$230,135	\$226,504	-\$3,631	Various personnel updates
33XX	OASDI/Medicare	\$188,896	\$186,732	-\$2,164	Various personnel updates
340X	Health & Welfare Benefits	\$932,202	\$922,568	-\$9,634	Various personnel updates
350X	Unemployment Insurance	\$2,481	\$2,460	-\$21	Various personnel updates
360X	Workers' Compensation	\$183,627	\$182,665	-\$962	Various personnel updates
370X	Other Post-Employment Benefits	\$58,373	\$58,373	\$0	
390X	Other Benefits (Ret. Inc. & Board bene.)	<u>\$33,900</u>	<u>\$33,900</u>	<u>\$0</u>	
Total Employee Benefits		\$2,205,281	\$2,189,184	-\$16,097	
<b>BOOKS AND SUPPLIES</b>					
4100	Approved Textbooks & Core Materials	\$0	\$0	\$0	
4200	Books & Other Reference Materials	\$62,280	\$68,216	\$5,936	Add lottery carryforward exp
4300	Materials and Supplies	\$215,100	\$244,267	\$29,167	Add local site carryover exp
4400	Noncapitalized Equipment	<u>\$48,210</u>	<u>\$67,981</u>	<u>\$19,771</u>	Add erate equipment purchase, CTEIG exp
Total Books and Supplies		\$325,590	\$380,463	\$54,873	
<b>SERVICES, OTHER OPERATING EXPENSES</b>					
5100	Subagreements for Services	\$35,000	\$35,000	\$0	
5200	Travel & Conference	\$34,543	\$34,543	\$0	
5300	Dues and Memberships	\$26,850	\$26,850	\$0	
5450	Insurance	\$71,422	\$71,422	\$0	
5500	Operation & Housekeeping Services	\$219,503	\$219,503	\$0	
5600	Rentals, Leases, Repairs, Improvmts	\$30,700	\$30,700	\$0	
5800	Consulting Svcs and Op Expenses	\$331,710	\$337,725	\$6,015	Add local site, ed. eff carryover exp
5900	Communications	<u>\$42,475</u>	<u>\$42,475</u>	<u>\$0</u>	
Total Services and Other Operating Expenses		\$792,203	\$798,218	\$6,015	
<b>CAPITAL OUTLAY</b>					
6400	Equipment / Equipment Replacement	<u>\$0</u>	<u>\$0</u>	<u>\$0</u>	
Total Capital Outlay		\$0	\$0	\$0	
<b>OTHER OUTGO</b>					
Total Other Outgo		\$0	\$0	\$0	
<b>TOTAL EXPENDITURES</b>		<b>\$8,327,095</b>	<b>\$8,350,842</b>	<b>\$23,747</b>	
<b>OTHER FINANCING SOURCES AND USES</b>					
8919	Transfer In from MCN Fund	\$40,000	\$40,000	\$0	
7350	Transfer indirect costs - Interfund	\$6,000	\$6,000	\$0	
7616	Transfer Out to Cafeteria Fund	-\$77,449	-\$77,449	\$0	
7619	Transfer Out to State Preschool Fund	-\$37,359	-\$30,582	\$6,777	Revenue/staffing updates, preschool budge
<b>TOT. OTHER FINANCING SOURCES &amp; USES</b>		<b>-\$68,808</b>	<b>-\$62,031</b>	<b>\$6,777</b>	
<b>NET INCREASE (DECR) IN FUND BALANCE</b>		<b>-\$312,943</b>	<b>-\$315,550</b>	<b>-\$2,607</b>	

	View Sept Board Meeting	View Oct Board Meeting	Change
<b>FUND BALANCE, RESERVES</b>			
Beginning Fund Balance	\$2,433,322	\$2,576,814	\$143,492
			Carryforward, unaudited actuals, incl site assigned gift and restricted bals
Ending Fund Balance	\$2,120,379	\$2,261,265	\$140,886
<b>COMPONENTS OF ENDING FUND BALANCE</b>			
7911 Revolving Cash	\$10,000	\$10,000	\$0
7970 Designated for Econ Uncertainty	\$336,000	\$336,000	\$0
7980 Other Designations:			
Every 15 minutes/other gifts--sites	\$763	\$763	\$0
Tech carryforward	\$20,000	\$30,000	\$10,000
Text carryforward	\$20,000	\$40,000	\$20,000
Educator Effectiveness carryforward	\$23,098	\$23,098	\$0
Prop 39	\$52,772	\$52,772	\$0
<b>7990 General (Undesignated) Reserve</b>	<b>\$1,657,746</b>	<b>\$1,768,632</b>	<b>\$110,886</b>

**KEY TRANSFERS IMPACTING THE GENERAL FUND UNALLOCATED RESERVE:**

170029,44 Bring forward unassigned beginning balance, unaudited actuals	\$69,282
170033 Special ed aide adjustments and preschool hire	\$46,004
170035 Add erate equipment purchase	-\$15,000
170037 Add medical aide position	-\$12,403
170038 Various personnel adjustments	-\$13,758
170039 Increase secured rolls tax revenue	\$40,000
170041 Add special ed aide/offsetting revenue, 2nd masters exp	-\$2,943
170042 Adjust preschool tuition revenue	\$1,621
170043 Substitute cost true up to pos ctrl	-\$1,917
Total	<u>\$110,886</u>







MENDOCINO GRAMMAR SCHOOL  
STUDENT BODY ACCOUNT  
2016-2017 MONTHLY SUMMARY  
PERIOD: AUGUST 2016

	BALANCE	INCOME	EXPENSE	NEW BALANCE
K-1 GRADES	660.08		32.14	627.94
2-3 GRADES	861.50		32.14	829.36
4-5 GRADES	118.30		32.14	86.16
COMPTCHE SCHOOL	2483.77		107.89	2375.88
GREENWOOD SCHOOL	80.51		32.14	48.37
MULTI-PURPOSE STAGE	169.18		32.15	137.03
GENERAL STUDENT BODY	83.93	0.19	32.15	51.97
TOTAL	4457.27	0.19	300.75	4156.71

**MENDOCINO MIDDLE SCHOOL  
STUDENT BODY ACCOUNT  
2016-2017 MONTHLY SUMMARY  
PERIOD: AUGUST 2016**

DESCRIPTION	Beginning Balance	Income	Expenses	Ending Balance
6-8 Art Field Trips	\$0.00			\$ -
6-8 Boys Free Throw	\$0.00			\$ -
6th Grade Class	\$146.63			\$ 146.63
6-8 Trips	\$0.22			\$ 0.22
7-8 Boy's BB	\$765.12		\$25.00	\$ 740.12
7-8 Girl's BB	\$924.61		\$25.00	\$ 899.61
7th Grade Class	\$2,957.85		\$50.00	\$ 2,907.85
8th Grade Class	\$0.00			\$ -
8th Grade Trip	\$899.50			\$ 899.50
Art Fund	\$1,163.83		\$50.00	\$ 1,113.83
Athletics	\$0.00			\$ -
Grad Dance	\$2.28			\$ 2.28
Maker Faire	\$26.69			\$ 26.69
Outdoor Survival	\$0.00			\$ -
PE Fund	\$0.00			\$ -
School Supplies	\$60.00			\$ 60.00
Science	\$80.00			\$ 80.00
Student Council	\$497.63			\$ 497.63
Volleyball	\$3,321.48		\$50.00	\$ 3,271.48
Woodlands Trip	\$319.50			\$ 319.50
Yearbook	\$1,379.42		\$25.00	\$ 1,354.42
Yearend Activities	\$73.50			\$ 73.50
<b>TOTAL</b>	<b>\$ 12,618.26</b>	<b>\$0.00</b>	<b>\$225.00</b>	<b>\$ 12,393.26</b>

MENDOCINO HIGH SCHOOL  
STUDENT BODY ACCOUNT  
2016 - 2017 MONTHLY SUMMARY  
PERIOD: AUGUST 2016

DESCRIPTION	Begin Balance	Income	Expenses	Ending Balance
<b>GENERAL FUNDS</b>				
Athletic Travel/Requests	1241.35			1241.35
Athletics - Officials only	0.35			0.35
Facilities (key dep)	308.05			308.05
Library	96.20			96.20
MCHS General	4524.07			4524.07
MCHS Outdoor Leadership	44.48			44.48
MCHS Yearbook	280.00			280.00
PSAT/SAT workbooks	161.00			161.00
Request (donations/interest)	276.52	1.45		277.97
Sober Graduation	0.00			0.00
SONAR	1136.32			1136.32
Store	160.33			160.33
Student Council	347.60		360.00	-12.40
Youth Prevention	92.50			92.50
<b>CLASSES</b>				
Class of 16	1356.99		105.00	1251.99
Class of 17	3754.03			3754.03
Class of 18	364.19			364.19
Class of 19	-117.92			-117.92
Class of 20	100.00			100.00
<b>FALL SPORTS</b>				
Boys Soccer	12.37			12.37
Football	134.12			134.12
Girls Soccer	18.91			18.91
Volleyball	321.22		600.00	-278.78
<b>WINTER SPORTS</b>				
Boys Basketball	155.08			155.08
Girls Basketball	491.65			491.65
<b>SPRING SPORTS</b>				
Baseball	0.00			0.00
Golf	0.00			0.00
Softball	367.73			367.73
Tennis	50.88			50.88
Track	0.00			0.00
<b>CLUB</b>				
Amnesty	352.87			352.87
Art Club	264.85			264.85
Chorus	146.21			146.21
CSF	1067.49			1067.49
Culinary	152.90			152.90
Electronics	0.69			0.69
Horticulture/Botany Club	336.25			336.25
Improv club	-324.09			-324.09
Interact Club-Activity	3429.30			3429.30
Interact Club-Administrative	2565.52			2565.52
Leadership	56.44			56.44
Multi-Cultural Club	305.00			305.00
Radio	500.60			500.60
Science Club	71.09			71.09
S.E.A. Club	30.00			30.00
Workability/Cardinal Express	146.41			146.41
Yearbook	3604.68	15.00		3619.68
<b>AE WEEK</b>				
AE WEEK Art Center	25.00			25.00
AE WEEK Ashland	2281.36			2281.36
AE WEEK Backpacking	-252.42			-252.42
AE WEEK Biking	145.00			145.00
AE WEEK Coastal Adventures	129.63			129.63
AE WEEK College Tours	1406.42			1406.42
AE WEEK Culinary	165.03			165.03
AE WEEK - déjà vu	100.00			100.00
AE WEEK Drivers Ed Class	-450.00			-450.00
AE WEEK Media Film	846.83			846.83
AE WEEK Rock Climbing	888.47			888.47
AE WEEK San Francisco Museum Tour	154.28			154.28
AE WEEK - SUP/Surf	-1441.40			-1441.40
AE WEEK Voc Ed Camp	0.18			0.18
AE WEEK Wind Surfing	157.82			157.82
AE WEEK Yosemite Institute	-1396.42			-1396.42
AE WEEK Reserve	515.91			515.91
<b>TOTAL</b>	<b>31659.92</b>	<b>16.45</b>	<b>1065.00</b>	<b>30611.37</b>

MENDOCINO GRAMMAR SCHOOL  
STUDENT BODY ACCOUNT  
2016-2017 MONTHLY SUMMARY  
PERIOD: SEPTEMBER 2016

	BALANCE	INCOME	EXPENSE	NEW BALANCE
K-1 GRADES	627.94			627.94
2-3 GRADES	829.36			829.36
4-5 GRADES	86.16			86.16
COMPTCHE SCHOOL	2375.88			2375.88
GREENWOOD SCHOOL	48.37			48.37
MULTI-PURPOSE STAGE	137.03			137.03
GENERAL STUDENT BODY	51.97	0.17		52.14
TOTAL	4156.71	0.17	0.00	4156.88

**MENDOCINO MIDDLE SCHOOL  
STUDENT BODY ACCOUNT  
2016-2017 MONTHLY SUMMARY  
PERIOD: SEPTEMBER 2016**

DESCRIPTION	Beginning Balance	Income	Expenses	Ending Balance
6-8 Art Field Trips	\$0.00			\$ -
6-8 Boys Free Throw	\$0.00			\$ -
6th Grade Class	\$146.63			\$ 146.63
6-8 Trips	\$0.22			\$ 0.22
7-8 Boy's BB	\$740.12			\$ 740.12
7-8 Girl's BB	\$899.61			\$ 899.61
7th Grade Class	\$2,907.85			\$ 2,907.85
8th Grade Class	\$0.00			\$ -
8th Grade Trip	\$899.50			\$ 899.50
Art Fund	\$1,113.83			\$ 1,113.83
Athletics	\$0.00			\$ -
Grad Dance	\$2.28			\$ 2.28
Maker Faire	\$26.69			\$ 26.69
Outdoor Survival	\$0.00			\$ -
PE Fund	\$0.00			\$ -
School Supplies	\$60.00			\$ 60.00
Science	\$80.00			\$ 80.00
Student Council	\$497.63	\$0.51		\$ 498.14
Volleyball	\$3,271.48		\$282.54	\$ 2,988.94
Woodlands Trip	\$319.50		\$225.00	\$ 94.50
Yearbook	\$1,354.42			\$ 1,354.42
Yearend Activities	\$73.50			\$ 73.50
<b>TOTAL</b>	<b>\$ 12,393.26</b>	<b>\$0.51</b>	<b>\$507.54</b>	<b>\$ 11,886.23</b>

MENDOCINO HIGH SCHOOL  
STUDENT BODY ACCOUNT  
2016 - 2017 MONTHLY SUMMARY  
PERIOD: SEPTEMBER 2016

DESCRIPTION	Begin Balance	Income	Expenses	Ending Balance
<b>GENERAL FUNDS</b>				
Athletic Travel/Requests	1241.35			1241.35
Athletics - Officials only	0.35	357.00		357.35
Facilities (key dep)	308.05			308.05
Library	96.20			96.20
MCHS General	4524.07	440.00	874.67	4089.40
MCHS Outdoor Leadership	44.48			44.48
MCHS Yearbook	280.00			280.00
PSAT/SAT workbooks	161.00	360.00		521.00
Request (donations/interest)	277.97			277.97
Sober Graduation	0.00			0.00
SONAR	1136.32	200.00		1336.32
Store	160.33			160.33
Student Council	-12.40	381.52		369.12
Youth Prevention	92.50			92.50
<b>CLASSES</b>				
Class of 16	1251.99			1251.99
Class of 17	3754.03			3754.03
Class of 18	364.19	742.00		1106.19
Class of 19	-117.92			-117.92
Class of 20	100.00			100.00
<b>FALL SPORTS</b>				
Boys Soccer	12.37			12.37
Football	134.12			134.12
Girls Soccer	18.91			18.91
Volleyball	-278.78		36.53	-315.31
<b>WINTER SPORTS</b>				
Boys Basketball	155.08	500.00		655.08
Girls Basketball	491.65			491.65
<b>SPRING SPORTS</b>				
Baseball	0.00			0.00
Golf	0.00			0.00
Softball	367.73			367.73
Tennis	50.88			50.88
Track	0.00			0.00
<b>CLUB</b>				
Amnesty	352.87			352.87
Art Club	264.85			264.85
Chorus	146.21			146.21
CSF	1067.49		75.00	992.49
Culinary	152.90			152.90
Electronics	0.69			0.69
Horticulture/Botany Club	336.25			336.25
Improv club	-324.09			-324.09
Interact Club-Activity	3429.30			3429.30
Interact Club-Administrative	2565.52			2565.52
Leadership	56.44			56.44
Multi-Cultural Club	305.00			305.00
Radio	500.60			500.60
Science Club	71.09			71.09
S.E.A. Club	30.00			30.00
Workability/Cardinal Express	146.41			146.41
Yearbook	3619.68	3236.13	5486.73	1369.08
Yoga Club	0.00			0.00
<b>A/E WEEK</b>				
AE WEEK Art Center	25.00			25.00
AE WEEK Ashland	2281.36			2281.36
AE WEEK Backpacking	-252.42	252.42		0.00
AE WEEK Biking	145.00			145.00
AE WEEK Coastal Adventures	129.63			129.63
AE WEEK College Tours	1406.42			1406.42
AE WEEK Culinary	165.03			165.03
AE WEEK - déjà vu	100.00			100.00
AE WEEK Drivers Ed Class	-450.00			-450.00
AE WEEK Media Film	846.83			846.83
AE WEEK Rock Climbing	888.47			888.47
AE WEEK San Francisco Museum Tour	154.28			154.28
AE WEEK - SUP/Surf	-1441.40	991.40		-450.00
AE WEEK Voc Ed Camp	0.18			0.18
AE WEEK Wind Surfing	157.82			157.82
AE WEEK Yosemite Institute	-1396.42	1392.90	3181.25	-3184.77
AE WEEK Reserve	515.91			515.91
<b>TOTAL</b>	<b>30611.37</b>	<b>8853.37</b>	<b>9654.18</b>	<b>29810.56</b>





**Mendocino Unified School District**

**Exhibit (1 & 2) 4112.24**

Approved 3/12/08

**Personnel**

**Teacher Qualifications Under The No Child Left Behind Act**


**ATTESTATION REGARDING QUALIFICATIONS OF TITLE I TEACHERS**

Instructions: The following certification must be annually completed and signed by each principal in a school that operates a Title I program pursuant to 20 USC 6314 (schoolwide programs) and 20 USC 6315 (targeted assistance schools).

School: Mendocino High Schools Principal: Tobin Hahn

I certify that all teachers hired after the first day of the 2002-03 school year to teach core academic subjects in a program supported by Title I funds meet the following qualifications:

1. Hold at least a bachelor's degree
2. Have a credential or are currently enrolled in an approved intern program for less than three years
3. Have demonstrated subject matter competence as required by 5 CCR 6100-6115 for the grade level(s) taught and the teacher's length of time in the profession

 10-4-16  
Signature of Principal Date

**Mendocino Unified School District**

**Exhibit (1 & 2) 4112.24**

Approved 3/12/08

**Personnel**

**Teacher Qualifications Under The No Child Left Behind Act**


**ATTESTATION REGARDING QUALIFICATIONS OF TITLE I TEACHERS**

Instructions: The following certification must be annually completed and signed by each principal in a school that operates a Title I program pursuant to 20 USC 6314 (schoolwide programs) and 20 USC 6315 (targeted assistance schools).

School: Mendocino Sunrise Principal: Tobin Hahn

I certify that all teachers hired after the first day of the 2002-03 school year to teach core academic subjects in a program supported by Title I funds meet the following qualifications:

1. Hold at least a bachelor's degree
2. Have a credential or are currently enrolled in an approved intern program for less than three years
3. Have demonstrated subject matter competence as required by 5 CCR 6100-6115 for the grade level(s) taught and the teacher's length of time in the profession

 10-4-16

Signature of Principal Date

**Mendocino Unified School District**

**Personnel**

**Exhibit (1 & 2) 4112.24**

Approved 3/12/08

**Teacher Qualifications Under The No Child Left Behind Act**

**ATTESTATION REGARDING QUALIFICATIONS OF TITLE I TEACHERS**


Instructions: The following certification must be annually completed and signed by each principal in a school that operates a Title I program pursuant to 20 USC 6314 (schoolwide programs) and 20 USC 6315 (targeted assistance schools).

School: Mendocino Alternative Principal: Tobin Hahn

I certify that all teachers hired after the first day of the 2002-03 school year to teach core academic subjects in a program supported by Title I funds meet the following qualifications:

1. Hold at least a bachelor's degree
2. Have a credential or are currently enrolled in an approved intern program for less than three years
3. Have demonstrated subject matter competence as required by 5 CCR 6100-6115 for the grade level(s) taught and the teacher's length of time in the profession

Signature of Principal Date

 10-4-16

**Mendocino Unified School District**

**Exhibit (1 & 2) 4112.24**

Approved 3/12/08

**Personnel**

**Teacher Qualifications Under The No Child Left Behind Act**

**ATTESTATION REGARDING QUALIFICATIONS OF TITLE I TEACHERS**

Instructions: The following certification must be annually completed and signed by each principal in a school that operates a Title I program pursuant to 20 USC 6314 (schoolwide programs) and 20 USC 6315 (targeted assistance schools).

School: K-B School Principal: Kim Humrichouse

I certify that all teachers hired after the first day of the 2002-03 school year to teach core academic subjects in a program supported by Title I funds meet the following qualifications:

1. Hold at least a bachelor's degree
2. Have a credential or are currently enrolled in an approved intern program for less than three years
3. Have demonstrated subject matter competence as required by 5 CCR 6100-6115 for the grade level(s) taught and the teacher's length of time in the profession



10/4/10

Signature of Principal Date

**Mendocino Unified School District**

**Exhibit (1 & 2) 4112.24**

Approved 3/12/08

**Personnel**

**Teacher Qualifications Under The No Child Left Behind Act**

**ATTESTATION REGARDING QUALIFICATIONS OF TITLE I TEACHERS**

Instructions: The following certification must be annually completed and signed by each principal in a school that operates a Title I program pursuant to 20 USC 6314 (schoolwide programs) and 20 USC 6315 (targeted assistance schools).

School: Comptche School Principal: Kim Humrichouse

I certify that all teachers hired after the first day of the 2002-03 school year to teach core academic subjects in a program supported by Title I funds meet the following qualifications:

1. Hold at least a bachelor's degree
2. Have a credential or are currently enrolled in an approved intern program for less than three years
3. Have demonstrated subject matter competence as required by 5 CCR 6100-6115 for the grade level(s) taught and the teacher's length of time in the profession



10/4/10

Signature of Principal Date

**Mendocino Unified School District**

**Personnel**

**Exhibit (1 & 2) 4112.24**

Approved 3/12/08

**Teacher Qualifications Under The No Child Left Behind Act**


**ATTESTATION REGARDING QUALIFICATIONS OF TITLE I TEACHERS**

Instructions: The following certification must be annually completed and signed by each principal in a school that operates a Title I program pursuant to 20 USC 6314 (schoolwide programs) and 20 USC 6315 (targeted assistance schools).


School: Albion School Principal: Kim Humrichouse

I certify that all teachers hired after the first day of the 2002-03 school year to teach core academic subjects in a program supported by Title I funds meet the following qualifications:

1. Hold at least a bachelor's degree
2. Have a credential or are currently enrolled in an approved intern program for less than three years
3. Have demonstrated subject matter competence as required by 5 CCR 6100-6115 for the grade level(s) taught and the teacher's length of time in the profession

 10/4/10

Signature of Principal Date







## MENDOCINO COUNTY OFFICE OF EDUCATION

WARREN GALLETTI, SUPERINTENDENT OF SCHOOLS

2240 Old River Road • Ukiah, CA 95482-6156 • 707 467-5001 • Fax 707 462-0379

INTEGRITY • CUSTOMER SERVICE • ACCOUNTABILITY • TEAMWORK • INNOVATION • PASSION

October 7, 2016

Michael Schaeffer, President  
Members, Board of Trustees  
Jason Morse, Superintendent  
Mendocino Unified School District  
P.O. Box 1154  
Mendocino, California 95450

### RE: 2016-17 Board-Approved Budget and Local Control Accountability Plan

Dear Superintendent, President and Members of the Board:

In accordance with the provision of Education Code (E.C.) Section 42127 and 52070, we have reviewed both the Local Control Accountability Plan (LCAP) and the Board Adopted Budget of the Mendocino Unified School District for the 2016-17 school year.

Education Code requires the County Superintendent to approve the LCAP or annual update for each school district after determining the following:

- The LCAP adheres to the template adopted by the State Board of Education.
- The budget includes expenditures sufficient to implement the specific actions and strategies included in the LCAP.
- The LCAP adheres to the expenditure requirements for funds apportioned on the basis of the number and concentration of unduplicated student.

A team from MCOE has completed a detailed review and analysis of your district's LCAP based on criteria in Education Code 52070(d). Based on our review, your 2016-17 LCAP is **approved**.

A team has also reviewed your Board Adopted Budget to verify that the budget includes expenditures necessary to implement the LCAP. The district's budget is also reviewed for fiscal soundness and accuracy to ensure expenditures will not exceed available resources, and that projected revenues are realistic to allow the district to meet its current year financial obligations and multi-year commitments.

Education Code Section 33127 further explains that the guide used to monitor the fiscal stability of school districts shall be the adopted State Board of Education Standards and Criteria. In order to comply with these requirements, MCOE must assure all budget documents are complete and accurate.

Based on our review and analysis, we believe your budget meets the specified criteria and allows the district to meet its current year obligations and multi-year commitments, in addition to providing sufficient funds to implement the actions and services included in the LCAP for the budget year. We therefore **approve** your 2016-17 Adopted Budget.

Your district's Fiscal Crisis Indicators include the following risk factors that must be monitored and addressed to ensure the district's fiscal solvency:

**Declining Inter-District Transfer ADA and Reduced Funding:** The district is projecting declining enrollment due to a reduced number of inter-district transfer students. Funding to Community Funded districts is generally not impacted by declining enrollment, rather the district would experience an increase in per pupil funding. However, under the District of Choice program, MUSD receives additional funding for inter-district transfer students, and as would be expected, funding would decline in tandem with reduced enrollment. Also of concern is the fact that the program is set to sunset at the end of the current school year unless legislators take action to reauthorize the program, as is suggested by the Legislative Analyst's Office. **The district must carefully monitor the District of Choice program and enrollment trends, making adjustments to district financial projections accordingly.**

**Deficit Spending:** The district is projecting deficit spending in the Unrestricted General Fund in each of the next three years, with a projected <\$1,392,308 > in deficit spending through June 2018-19. **It is essential that you reduce deficit spending by developing a Board approved plan of specific actions to bring expenditures in line with projected revenues, or identify one-time expenses that will automatically reduce future expenditures.**

**Reserves:** The MYP indicates the ending fund balance will decline 59.7% from \$2,333,449 on July 1, 2016 to a projected \$941,141 on June 30, 2019. Despite that decline, the ending fund balance is adequate to meet the State Required Minimum Reserve for Economic Uncertainty, of the greater of \$66,000 or 4%, for districts with ADA of between 301 and 1,000. **We continue to encourage you to bring expenditures into alignment with projected revenues to ensure adequate reserves and fiscal solvency.**

### In Closing

We continue to support you in your efforts to maintain the fiscal health of your school district and enhance your instructional programs. School districts have benefited from several years of significant one-time funding, which have likely increased the level of new commitments for your district. It is imperative that districts remain mindful that, while the economy seems to be on solid footing, the next economic slowdown could impact your ability to maintain those new commitments.

As we prepare for First Interim, our next reporting period, we recommend that districts revisit the LCAP goals and expenditure plan to review progress, update assumptions and the budget, and continue to share information with stakeholders. As always, we wish to express our appreciation to the district's staff for their cooperation during the review of the 2016-17 LCAP and budget. Please feel free to call me or my staff if we can be of assistance.

Sincerely,



Becky Jeffries  
Assistant Superintendent, Business Services

cc: Cynthia Brown, Business Manager  
Warren Galletti, County Superintendent  
Paul Joens-Poulton, Associate Superintendent Educational Services, MCOE  
Chris Francis, LCAP Coordinator







## Mendocino Unified School District

Jason Morse, Superintendent

44141 Little Lake Road • PO Box 1154 • Mendocino, CA 95460

Phone: 707.937.5868 Fax: 707.937.0714 <http://www.mendocinoused.org>

---

### Memorandum of Understanding

2016-17-01

October 20<sup>th</sup>, 2016

between the

Classified Employees of Mendocino Unified Schools (CEMUS)

and the

Mendocino Unified School District

Effective August 29<sup>th</sup>, 2016, the parties agree that Noah Gold will serve as the District Substitute Coordinator for the 2016-2017 school year ending on June 16, 2017. In addition to his stipend of \$3000/year, Noah will be provided \$44.63/month for 10 months for his cell phone which he uses to accomplish his duties as District Substitute Coordinator. This amount will be paid out two times per year in September and March.

For Classified Employees of Mendocino Unified Schools:

Date: \_\_\_\_\_

9/15/16

Christine Kenton


For Mendocino Unified School District

Date: \_\_\_\_\_

9/19/16

Jason Morse







## 2016-17 Quarterly Report on Williams Uniform Complaints

[Education Code § 35186]

District: Mendocino Unified School District

Person completing this form: \_\_\_\_\_

Quarterly Report Submission Date: (check one)

<input checked="" type="checkbox"/>	October 2016 (July, Aug, Sept 2016) 1 <sup>st</sup> Quarter
<input type="checkbox"/>	January 2017 (Oct, Nov, Dec 2016) 2 <sup>nd</sup> Quarter
<input type="checkbox"/>	April 2017 (Jan, Feb, March 2017) 3 <sup>rd</sup> Quarter
<input type="checkbox"/>	July 2017 (April, May, June 2017) 4 <sup>th</sup> Quarter

Date for information to be reported publicly at governing board meeting: 10/20/16

Please check the box that applies:

- ☒ No complaints were filed with any school in the district during the quarter indicated above.
- ☐ Complaints were filed with schools in the district during the quarter indicated above. The following chart summarizes the nature and resolution of these complaints.

General Subject Area	Total # of Complaints	# Resolved	# Unresolved
Textbooks and Instructional Materials	0		
Teacher Vacancy or Misassignment	0		
Facilities Conditions	0		
CAHSEE Intensive Instruction & Services	0		
TOTALS	0		

Dusan Acorn 10/11/16  
Signature of Person Completing this form Date

\_\_\_\_\_  
Signature of County Superintendent Date

☐ Forwarded a copy of this completed report to the County Board of Education







10/4/2015

## MUSD Deferred Maintenance Budget

2014

476,918.31	Beginning Balance
<b>Cost</b>	<b>High School</b>
-21,582.73	Terracing (Football Field)
-14,225.60	Bleachers Repair
-682.06	Athletic Fields, Track Repairs
-5,812	Concrete Stair Repair
-7,893.96	Modular Removal
-172.04	Lockdown System
-597.00	Roof Report
-937.50	Arborist Report (Requested By Insurance)
-12,440.10	Diesel Tank Replace
-2,378.56	James Wroble Office
-475.00	Air Handlers
	-67,196.55 HS Total
	<b>K8</b>
-5,918.24	Security Cameras (Partially grant funded)
-34.74	Gutter Repair (No Charge)
-648.75	Oil Separator Locate
-255	SWPP
	-6,856.73 K8 Total

	<b>Albion</b>
-21,993.27	Exterior Paint
	-21,993.27 Albion Total
	<b>Elk</b>
-984.77	Playground
-845.06	Backflow Preventor
	-1829.83 Elk Total
	<b>Friendship Park</b>
-8,026.27	Repairs, Paint, Field
	-8,026.27 Friendship Park Total
	<b>Other</b>
-1,605	Hazmat Inventory
-55,702	Fire Line Pay Back (???)
207.27	Miscl.
-3836.47	Basketball Hoops
-8,049.54	Trailer
	-174,888.39 Total 2014
	302029.92 Ending Balance