

Mendocino Unified School District



MINUTES

Regular Board Meeting

THURSDAY, NOVEMBER 21, 2024

**MENDOCINO HIGH SCHOOL
10700 FORD STREET
MENDOCINO, CA 95460**

4:30 P.M. CLOSED SESSION – VIA TELECONFERENCE

(Closed Session Public Hearing – link on page 2)

**5:00 P.M. OPEN SESSION – IN PERSON at MENDOCINO HIGH SCHOOL
& VIA TELECONFERENCE**

Please click the link below to join the webinar:

<https://us02web.zoom.us/j/85334713039?pwd=WGWjCzEDJyQel5h3Nab2bpSv96lGrn.1>

Passcode: 092440

Please "mute" your device during the meeting.

MUSD is not available for technical support for remote meetings.

Board Priorities

- *Develop and expand community partnerships and communication*
- *Increase learning and achievement for all students, families, and staff*
- *Plan wisely for the future while maintaining fiscal integrity*
- *Maintain and improve the physical plant*

Any writings distributed either as part of the Board packet, or within 72 hours of a meeting, can be viewed at the District Office: 44141 Little Lake Road, Mendocino, CA 95460. Board backup materials are also located on the MUSD website at <https://www.mendocinoused.org/District/3075-Untitled.html>. In compliance with Government Code section 54954.2(a) Mendocino Unified School District will, on request, make agendas available in appropriate alternative formats to persons with a disability, as required by Section 202 of the Americans with Disabilities Act of 1990 (42 U.S.C. Sec. 12132), and the federal rules and regulations adopted in implementation thereof. Individuals who need this agenda in an alternative format or who need a disability related modification or accommodation in order to participate in the meeting should contact, Erin Placido Exec. Assistant to the Superintendent, in writing at P.O. Box 1154, Mendocino, CA 95460 or via email at doerin@mcn.org.
MENDOCINO UNIFIED SCHOOL DISTRICT IS PROUD TO BE AN EQUAL OPPORTUNITY EMPLOYER

1. 4:30 P.M., CLOSED SESSION CALL TO ORDER AND ROLL CALL

1.1. Call to order and roll call

The meeting was called to order at 4:00 PM. Present were Trustees James, Morton, Griffen. Absent were Trustees Schaeffer and Aum.

1.2. The President will verbally identify the agenda items to be discussed during closed session as listed below.

The President verbally identified the agenda items to be discussed during closed session.

2. PUBLIC HEARING FOR CLOSED SESSION

Members of the public may take this opportunity to comment on closed session agenda items per Board Policy 9322. Under the requirements of the Brown Act open meeting law, members of the community wishing to address an item on the closed session agenda may do so at this time. Items not on the agenda cannot be addressed at this time. A three-minute limit is set for each speaker on all items. The total time for public input on each item is limited to 20 minutes. (Government Code 54954.3).

Join Zoom Meeting

<https://us02web.zoom.us/j/83226300647?pwd=IYxHtDnVByNntbXjhM0duv9JtYpKAb.1>

Meeting ID: 832 2630 0647 Passcode: 454048

Dial by your location: +1 669 900 9128 US (San Jose) Meeting ID: 896 7407 3785 Passcode: 454048

3. CLOSED SESSION

The Board will adjourn to closed session pursuant to Government Code 54950 - 54962.

3.1. Conference with labor negotiators (Govt. Code 54957.6) Agency Representative:

Superintendent Jason Morse

Employee organizations: CEMUS and MTA bargaining units and unrepresented employees

3.2. Employment/Personnel Changes

3.2.1. Employee Sabbatical Request: K8 6th Grade Teacher

4. 5:00 P.M. OPEN SESSION

4.1. Call to order and roll call

The meeting was called to order at 5:01 PM. Present were Trustees James, Morton, Griffen. Absent were Trustees Schaeffer and Aum.

4.2. Closed session disclosure

Any reportable action taken during closed session will be disclosed at this time.

Nothing was disclosed out of Closed Session.

4.3. Approval of agenda

Items to be removed from the agenda or changes to the agenda should be done at this time.

MSA Morton/James (3/0) to approve the agenda.

5. PUBLIC HEARING – SUNSHINING ITEMS TO BE NEGOTIATED BETWEEN MTA AND MUSD

Both the Certificated Employees of Mendocino Unified School District (MTA) and the District will present their openers for the negotiation of the MTA contract for the 2024-25 school year.

The Public Hearing was opened at 5:05 PM. and closed at 5:04 PM.

MUSD wishes to sunshine Articles 4, 7, & 8 plus compensation.

MTA wishes to sunshine Articles 3, 4, & 15 plus compensation.

6. CONSENT AGENDA

Items on the consent agenda are passed in one motion without discussion. Any item may be pulled from the consent agenda by any member of the Board and moved to action when approving the agenda. (action)

- 6.1. Approval of Warrants
 - 6.1.1. 10/10/24, 10/17/24, 10/24/24, 10/31/24, 11/7/24
- 6.2. Approval of Minutes
 - 6.2.1. Board Meeting Minutes: 10/17/24
- 6.3. Approval of Employment/Personnel Changes
 - 6.3.1. Accept resignation, Classified Employee, 3.75 hrs/day, 10 mos/yr, effective 10/14/24
 - 6.3.2. Accept retirement, Classified Employee, 7.0 hrs/day, 12 mos/yr, effective 2/28/24
 - 6.3.3. Award temporary pay, Classified Employee, covering 28 days, effective 5/20/24 through 6/28/24
 - 6.3.4. Award temporary pay, Classified Employee, covering 28 days, effective 5/20/24 through 6/28/24
 - 6.3.5. Hire, Temporary Stipend Coach, effective 11/4/24
 - 6.3.6. Hire, Temporary Stipend Coach, effective 11/4/24
 - 6.3.7. Hire, Temporary Stipend Coach, effective 11/4/24
 - 6.3.8. Hire, Temporary Stipend Coach, effective 11/1/24
 - 6.3.9. Hire, Temporary Stipend Coach, effective 11/1/24
 - 6.3.10. Hire, Temporary Stipend Coach, effective 8/12/24
 - 6.3.11. Hire, Temporary Stipend Coach, effective 8/12/24
 - 6.3.12. Hire, Temporary Stipend position, effective 10/9/24
- 6.4. Approval of the Current Budget Change Report
- 6.5. Approval of the 2024-25 Attendance Report – Month 2
- 6.6. Approval of Student Body Reports – October 2024
- 6.7. Approval of Cyberschool/IES Renewal Contract for Web Hosting Services
- 6.8. Approval of the lease agreement between MUSD and the Community Center of Mendocino
- 6.9. Approval of the Annual Organizational Meeting at the December 17, 2024 Regular Board Meeting
- 6.10. Approval of MOU 2024-25-01 between MUSD and MTA regarding Appendix A - stipend athletic positions

MSA Morton/James (3/0) to approve the consent agenda.

7. REPORTS

- 7.1. Student Trustee – Knute Kvinsland
Student Trustee Knute Kvinsland reported on student's feelings on district issues, the sale of MCN and AE Week trips. Students gave "shout outs" to teachers who deserve recognition.
- 7.2. Administrative
 - 7.2.1. Principal – Kim Humrichouse
There was no principal report given.
 - 7.2.2. Superintendent – Jason Morse
Superintendent, Jason Morse, acknowledged Trustee Lisa James for her service to the board. She is no longer going to be a sitting trustee after this meeting. Thank you to teacher Susan and

Kathy out at Comptche school. Meeting there will be rescheduled. Thank you to new custodian, Larry Sheldon who is also out in Comptche. The maintenance department is working overtime due to the storms. Thank you to them for keeping everything running.

7.3. Bargaining Units

7.3.1. Mendocino Teachers Association (MTA)

MTA Interim President, Josh Potter, noted that staff continues to be very busy. This month's teacher shout out goes to teacher Hannah Grinberg and Beth Renslow. They will be featured in a presentation next month along with Marshall Brown.

7.3.2. Classified Employees of Mendocino Unified Schools (CEMUS)

There was no one present from CEMUS.

7.4. Board Trustee Reports

Trustee James reported that she has enjoyed her time serving on the board.

Trustee Morton thanks Trustee James for her service. Commented that he really enjoys the MTA teacher shout outs.

Trustee Griffen thanks Trustee James. Reported that the soccer season ended well. As did Volleyball.

8. TIMED ITEM 6:00 P.M. - PARENT/COMMUNITY COMMENT

Items not on the agenda, but within the jurisdiction of this body, may be addressed at this time or be submitted to the Superintendent in writing for Board consideration as an agenda item. A three-minute limit is set for each speaker on all items. The total time for public input on each item is limited to 20 minutes (Government Code 54952). The Brown Act does not permit the Board to take action on any item that is not on the agenda. In addition, in order to protect the rights of all involved, complaints about employees should be addressed through the District complaint process. Speaking about a personnel issue at a Board meeting may prevent the Board from being able to act on it. Please see an administrator to initiate the complaint process.

The Board may briefly respond to public comments by asking questions to clarify the speaker's comments and refer the speaker to the Superintendent for further clarification. We thank you for your comments and participation at this meeting.

There were no parent/community comments.

9. INFORMATION/DISCUSSION/POSSIBLE ACTION ITEMS

9.1. Modernization and Construction Management Update

Construction Manager, Donald Alameida, will provide an update on the Phase I and Phase II Modernization of Mendocino High School.

Don Alameida gave the attached presentation to the board.

9.2. Mendocino High School Phase III

The Board will discuss the small construction projects included in Phase III of the High School Modernization Project.

Work on the Mendocino Community High School bathrooms and entry door work is ongoing. Aum Construction has been hired to work on the soccer field. Fort Bragg Electric has been hired to complete the lighting work in the PAC. The RFP for the Solar Project has been sent out.

9.3. Mendocino City Community Services District

9.3.1. Rescission of MOU dated April 20, 2023 between MUSD and MCCSD for the Water Storage Project

9.3.2. Adoption of MOU between MUSD and MCCSD for the Water Storage Project

MSA Morton/James (3/0) to rescind the MOUT dated April 20, 2023 and adopt the new MOU for the Water Storage Project.

9.4. Cell Phone Survey

Superintendent, Jason Morse, will provide the board with the results of the student cell phone use survey sent to parents/staff.

Superintendent, Jason Morse, gave the attached presentation.

9.5. MHS Alternative Education Week Trips

The Board will take action to approve out-of-state/country AE Week trips as well as trips that create adverse risk scenarios.

MSA Morton/James (3/0) to approve the AE Weeks as presented.

9.6. District of Choice Transfer Report

Superintendent, Jason Morse, will give a report on District of Choice transfers for the School year 2024-25. This report is sent to the Department of Finance.

MSA Morton/James (3/0) to approve the District of Choice Transfer Report.

9.7. Report on California Assessment of Student Performance and Progress (CAASPP)

Superintendent, Jason Morse, will give a report on CAASPP results for the district.

Superintendent, Jason Morse, reviewed the data from the CAASPP report.

9.8. Consideration and approval of Resolution 2024-20 regarding California State Seal of Civic Engagement.

MSA Morton/James (3/0) to approve Resolution 2024-20.

10. FUTURE AGENDA ITEMS

Organizational Meeting, First Interim Budget, Developer Fee Accounting, School Single Plans
Tobin report on barriers to success in high schools, CAASPP cohort snapshot, MCHS student report.

11. ADJOURNMENT

The next regular Board meeting is scheduled for **December 17, 2024 at Mendocino High School.**

The meeting was adjourned at 5:57 PM.



Mendocino Unified School District

BOND MEASURE IMPROVEMENT BOND PROGRAM PHASE ONE & TWO PROJECTS

•MUSD BOARD MEETING –NOVEMBER 2024

Alameida
Architecture

Mendocino Unified School District

Budget

M.U.S.D. PHASE TWO PROJECT

Source of Funds:

Source Code:	Series A Bond (less issuance cost)	Available
	Series B Bond	12,078,458
	Developer Fees	-
	State Bonds	-
		12,078,458

Description	Budget	Expended To Date	Remaining Balance	Forecast	Surplus (Shortfall)
Design and Planning	1,127,186	987,786	139,400	1,121,306	5,880
Bidding, Permitting, Misc.	95,000	113,407	-18,407	95,000	0
Construction	9,675,800	8,976,808	-334,983	8,548,497	1,127,304
Owners Contingency	697,428	42,842	654,586	725,000	-27,572
Construction Support	505,000	377,486	107,826	429,025	75,975
Fixtures & furniture	0	12,146	-12,146	12,146	-12,146
Reserve	0	0	0	0	0
Totals	12,100,414	10,510,478	636,278	10,930,973	1,168,441

Available vs. budgeted
soft cost vs. hard cost
(21,966) assumes 100% contingency expended
25.06%

Funding Status

AVAILABLE FUNDS	PROJECTED FUND BALANCE @ % CONTINGENCY EXPENDED
	0% 1% 5% 8%
Series A bonds	12,078,458 675,472 578,714 191,682 -21,956

Mendocino Unified School District

Schedule	Planned	Actual	Schedule Status
Design and Planning	Jun-22	Jun-22	
Permitting and PH-2 GMP	1-Dec-22	August 23	
Construction	August 2023	August 21, 2024	
Completion	August 21, 2024		(Generator completion Sept. 2024)

Overall Project Status

Tech Center and Gym is occupied.

HVAC testing at the Gym underway, once that is complete Mechanical and Electrical engineers planning to come on site for long awaited punchlist.

Coordinating removal of the Modular Classrooms. CHPhas been a nightmare but with Windspirit: tenacious pursuit and assistance from Loren Units have started to move off site.

Remaining work of installing the generator and ADA parking on the West side of the Gym may finally

Potential Issues:

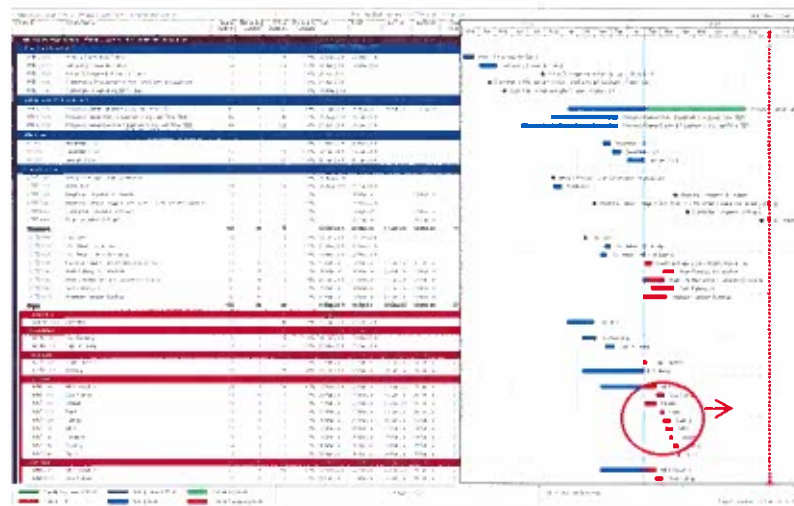
The single largest issue for the past month have been road closudres prevcvnting the removal of the Modulares. As stated that may finally be resolved.

Next Steps

Contractor to complete installation of Generator and ADA parking and pursue completion of Punchlist items.

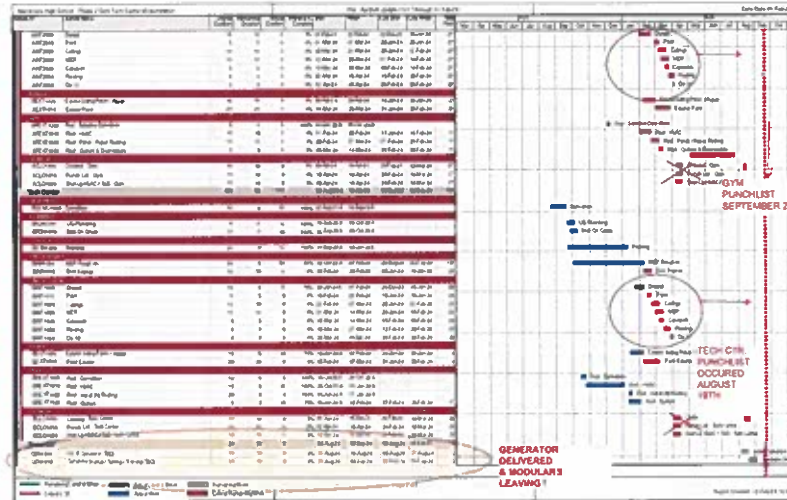
Mendocino Unified School District

2020 Bond Program – Phase 2



Mendocino Unified School District

2020 Bond Program – Phase 2



Mendocino Unified School District

2020 Bond Program – Phase 2

Status	Description	Amount
APPROVED	Material Cost Increases - Acoustical Ceilings & Panels	\$7,011.17
APPROVED	Demo Existing Ceiling in Room R105C (Tech Center)	\$1,612.14
APPROVED	Demo Existing Mezzanine in Room R106 (Tech Center)	\$5,146.87
APPROVED	Temporary Data Line in Wood Shop Building	\$822.73
APPROVED	Reframed Door Openings in Tech Building	\$2,099.17
APPROVED	Temporary Water Isolation Valve at Gym	\$2,121.19
APPROVED	Removal of Casework & Lockers from Team Room (Gym)	\$923.08
APPROVED	Removal of Condition in Tech Center	\$780.66
APPROVED	Removal of Flooring in Foyer & Weight Room	\$7,542.86
APPROVED	Permanent Data & IDF at Wood Shop	\$16,167.03
APPROVED	Shear Wall Hold Downs & Shear Ply at Tech Center	\$6,187.15
APPROVED	Furnish Plumbing Walls in Kitchens	\$1,028.57
APPROVED	Duct Chases in Tech Center	\$5,084.83
APPROVED	Demo Furred Header at Hospitality Lobby	\$532.74
APPROVED	Add Door A205A (Gym)	\$4,873.85
APPROVED	Above Grade Water Line at Wood Shop	\$4,328.88
APPROVED	Frame Hard Lid Ceilings at Art Class Halls (Tech Center)	\$3,715.06
APPROVED	Paint & Paint Wood Paneling in Hospitality Lobby	\$2,372.52
APPROVED	Electrical @ EW14 & 5 (CREDIT)	(\$895.00)
APPROVED	Kitchen Hand Sink Revision	\$535.96
APPROVED	Delete Electrical Infrastructure for Motorized Shades	(\$7,118.00)
APPROVED	Add Furred Wall & Casework at Flex Space Room 114	\$10,750.19
APPROVED	Additional Electrical Requested by District	\$119,367.03
APPROVED	Ceiling Support at Culinary Classroom	\$2,947.87
APPROVED	Install Team Room Floor & Install Linoleum	\$6,477.36
APPROVED	Delete Lockers & Revise Condition in Culinary (RFP #006)	(\$379,349)
APPROVED	Remove Wall Coverings and Re-Finish Walls in Rooms 201 & 202 (R)	\$19,642.26
APPROVED	Replace Drywall Subcontractor	\$16,094.24
APPROVED	Flooring Revisions in Tech Center (RFP #008)	\$34,715.47
APPROVED	Drywall Patching at Re-Sited Door (Spongers Tech Center)	\$2,299.78
APPROVED	Drywall at Re-Built Showers (Tech Center)	\$4,273.59
APPROVED	Drywall at Added Hard Lid Ceilings & Soffit at Art Class Halls (Tech)	\$3,687.04
APPROVED	Drywall at Added Mechanical Duct Chases (Tech Center)	\$4,663.91
APPROVED	Drywall at Added Hard Lid Ceiling in Studio Lab (Tech Center)	\$5,642.47
APPROVED	Overlay Drywall in Weight Room & Culinary Classroom (Gym)	\$9,236.05
APPROVED	Drywall Patch at Electrical Panel BB (Gym)	\$1,793.41

Mendocino Unified School District

2020 Bond Program – Phase 2

Status	Description	Amount
APPROVED	Remove Wood Paneling and Re-Finish Walls in Foyer (Gym)	\$2,374.68
APPROVED	Underlayment at Wood Subfloor Areas to Receive Rubber or Linoleum	\$11,920.74
APPROVED	Utilize Solid Surface Countertops in Restrooms	\$4,404.23
APPROVED	Added Structural Ceiling Support at Culinary Classroom (Gym)	\$3,586.81
APPROVED	Extend Wall at Opening B105B (Tech Center)	\$601.32
APPROVED	Re-Frame Openings B105E & B105D (Tech Center)	\$1,097.14
APPROVED	Upgrade to Smooth FRP in Culinary Area (Gym)	\$632.97
APPROVED	Added Interior Accent Walls (Tech Center)	\$1,782.48
APPROVED	Added Exterior Accent Colors (Gym)	\$2,231.45
APPROVED	Prep & Paint of Wood Paneling in Main Gym Area	\$7,112.11
APPROVED	Modify Gravity Relief Hoods	\$5,035.47
APPROVED	Added FRP in Kitchen (ASL #010)	\$1,456.87
APPROVED	Added Concrete Flarework at Grease Trap	\$11,854.21
APPROVED	Flooring Revisions in Culinary Classroom	\$9,672.79
APPROVED	Remove & Replace Trim at Exterior Stairwell (Gym)	\$21,713.47
APPROVED	Flashings at Mechanical Units on Shingle Roofs	\$7,779.16
APPROVED	Demo of Additional Roofing Layer at Tech Center	\$11,444.96
APPROVED	Turnout at Tech Center for Canopy Gutters	\$1,115.48
APPROVED	Protective Bellards at Backflow	\$3,196.49
APPROVED	Added Stainless Steel Wall Cladding at Kitchen & Add Insulation at H	\$8,435.21
APPROVED	Dark Room Sink Revisions	\$9,434.37
APPROVED	Added Acoustical Ceiling Panels in Audio Lab (Tech)	\$8,932.22
APPROVED	Re-Roof the Gym Building (RFP #014)	\$209,341.19
APPROVED	Storm Drain Etc-in to Existing	\$3,762.62
APPROVED	Chip & Remove Existing Concrete Overpour	\$4,472.47
APPROVED	Attachment of ACPS Panels	\$1,308.13
APPROVED	Skirt Replacement at Tech Center	\$9,767.60
OPEN	Discovert and Repair of Underscored Utilities	\$9,472.33
OPEN	Insulation Above Ceiling in Classrooms 201 & 202	\$4,152.26
		\$671,119.34
RE-USE & RES Added HVAC Unit for H2B Room (Tech)		\$38,886.34
		\$712,005.58

Student Cell Phone Use at School - Parent Survey

0

SUMMARY → DESIGN SURVEY → COLLECT RESPONSES → **ANALYZE RESULTS** → PRESENT RESULTS**Question Summaries**

Insights and Data Trends

Individual Responses

Rules

Saved views

Exports

Shared data

Insights

Multi-survey analysis

Add to dashboard ▼

Save as

RESPONDENTS: 107 of 107

Page 1: Student Cell Phone Use at School

Q1

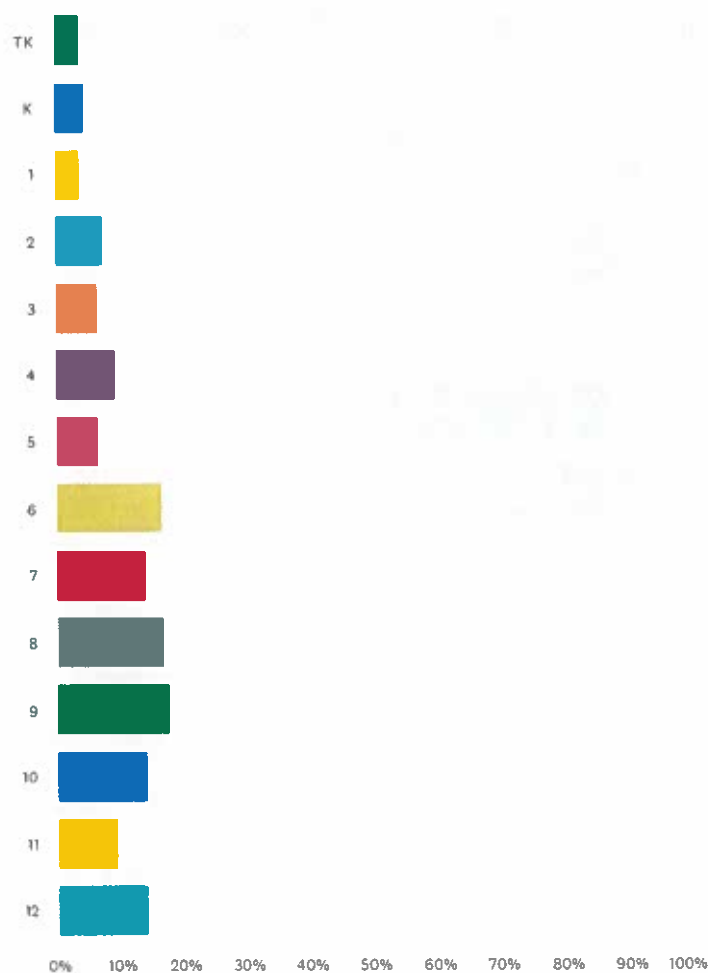


Customize

Save as ▼

I have children in the following grades (select all that apply)

Answered: 107 Skipped: 0



ANSWER CHOICES

▼ RESPONSES ▼

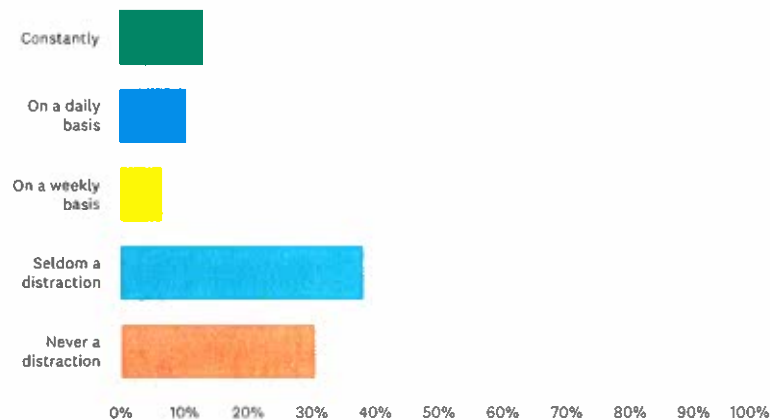
ANSWER CHOICES	RESPONSES	
▼ TK	3.74%	4
▼ K	4.67%	5
▼ 1	3.74%	4
▼ 2	7.48%	8
▼ 3	6.54%	7
▼ 4	9.35%	10
▼ 5	6.54%	7
▼ 6	16.82%	18
▼ 7	14.02%	15
▼ 8	16.82%	18
▼ 9	17.76%	19
▼ 10	14.02%	15
▼ 11	9.35%	10
▼ 12	14.02%	15
Total Respondents: 107		

Q2

 Customize  Save as

How often do you feel cell phones are a distraction for your child in class?

Answered: 104 Skipped: 3



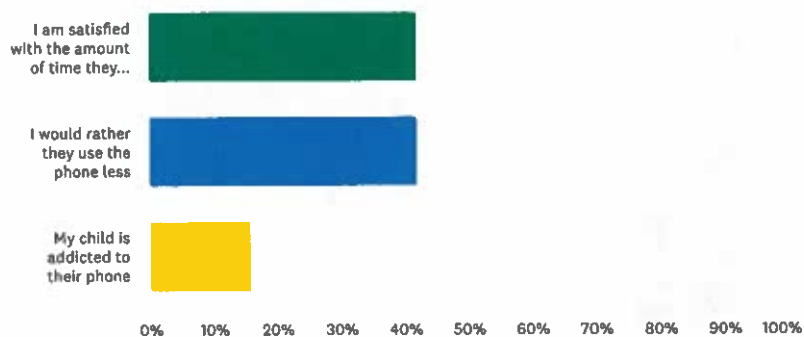
ANSWER CHOICES	RESPONSES	
▼ Constantly	13.46%	14
▼ On a daily basis	10.58%	11
▼ On a weekly basis	6.73%	7
▼ Seldom a distraction	38.46%	40
▼ Never a distraction	30.77%	32
TOTAL		104

Q3

 Customize  Save as

How do you feel about your child's cell phone use?

Answered: 95 Skipped: 12



ANSWER CHOICES

- ▼ I am satisfied with the amount of time they spend on their phone
- ▼ I would rather they use the phone less
- ▼ My child is addicted to their phone

TOTAL

RESPONSES

42.11%	40
42.11%	40
15.79%	15
95	

Q4

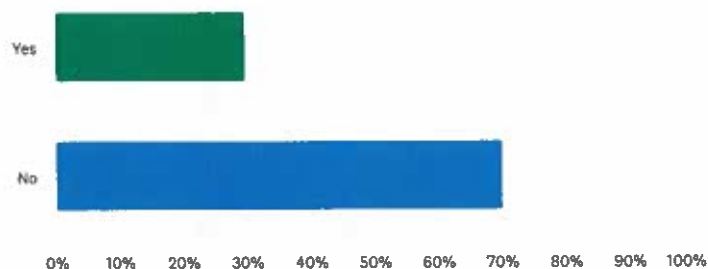


Customize

Save as ▼

Are cell phones a problem at home?

Answered: 104 Skipped: 3



ANSWER CHOICES

- ▼ Yes
- ▼ No

TOTAL

RESPONSES

29.81%	31
70.19%	73
104	

Q5

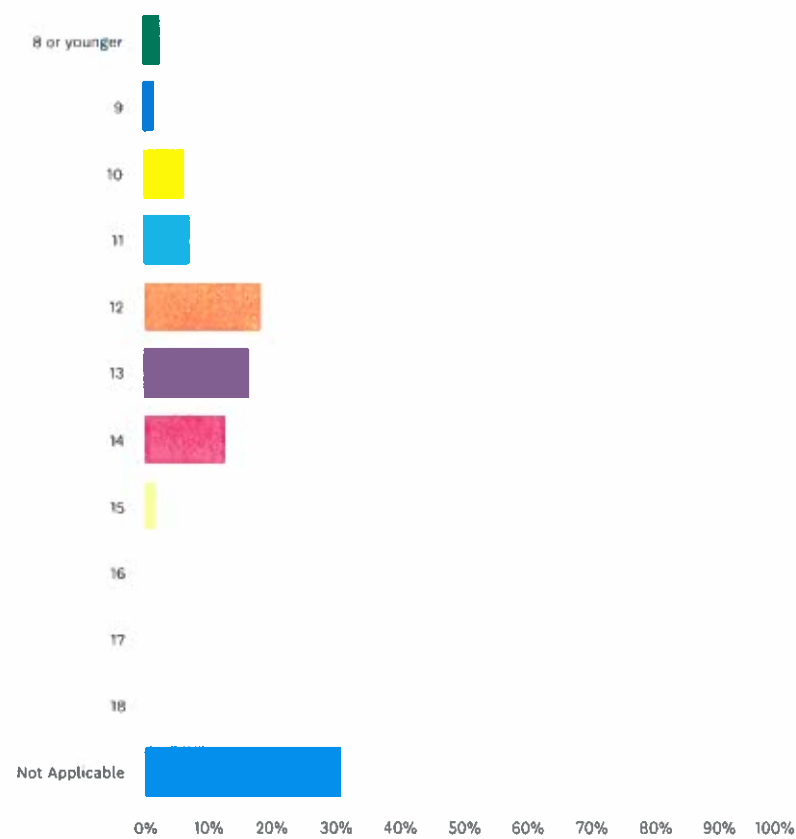


Customize

Save as ▼

What age did you give your child a smartphone?

Answered: 107 Skipped: 0



ANSWER CHOICES

- ▼ 8 or younger
- ▼ 9
- ▼ 10
- ▼ 11
- ▼ 12
- ▼ 13
- ▼ 14
- ▼ 15
- ▼ 16
- ▼ 17
- ▼ 18
- ▼ Not Applicable

TOTAL

▼ RESPONSES

2.80%

1.87%

6.54%

7.48%

18.69%

16.82%

13.08%

1.87%

0.00%

0.00%

0.00%

30.84%

▼

3

2

7

8

20

18

14

2

0

0

0

33

107

Q6



Customize

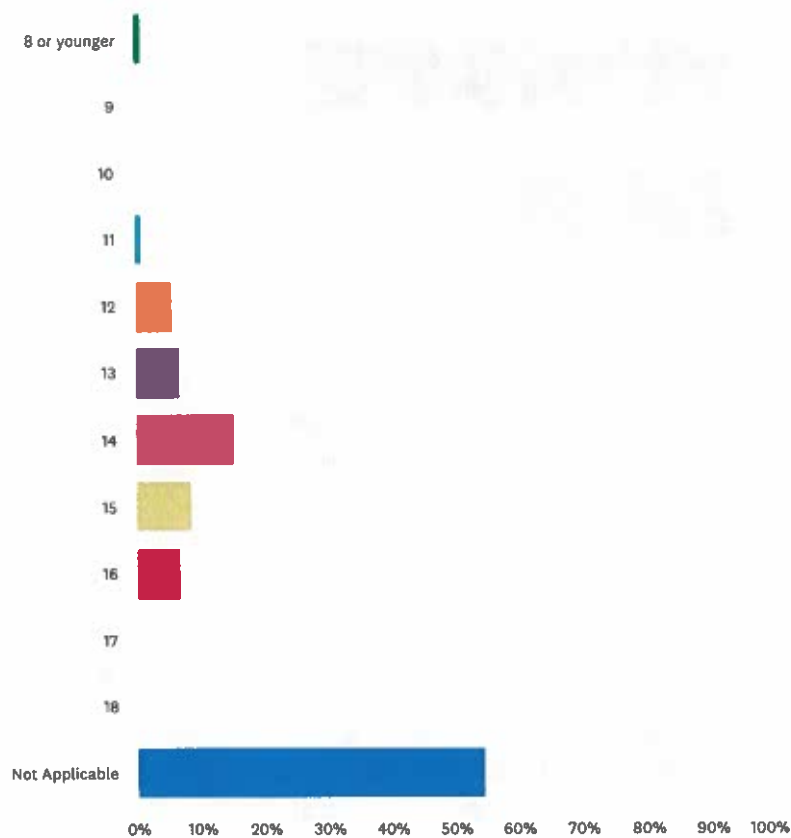


Save as ▼

What age do you plan on giving your child a smartphone?

Answered: 104 Skipped: 3





ANSWER CHOICES

- ▼ 8 or younger
- ▼ 9
- ▼ 10
- ▼ 11
- ▼ 12
- ▼ 13
- ▼ 14
- ▼ 15
- ▼ 16
- ▼ 17
- ▼ 18
- ▼ Not Applicable

TOTAL

RESPONSES

0.96%	1
0.00%	0
0.00%	0
0.96%	1
5.77%	6
6.73%	7
15.38%	16
8.65%	9
6.73%	7
0.00%	0
0.00%	0
54.81%	57

104

Q7



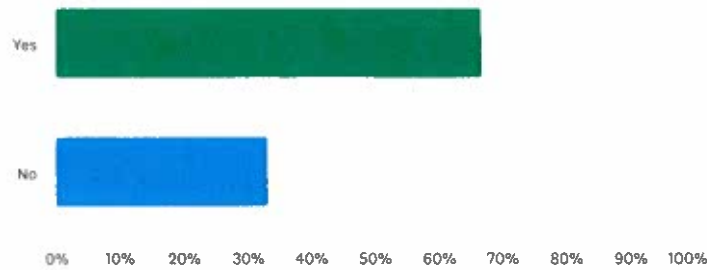
Customize

Save as ▼

I allow my child to bring their cell phone to school

Answered: 105 Skipped: 2





ANSWER CHOICES

▼ Yes

▼ No

TOTAL

▼ RESPONSES

66.67%

33.33%

70

35

105

Q8

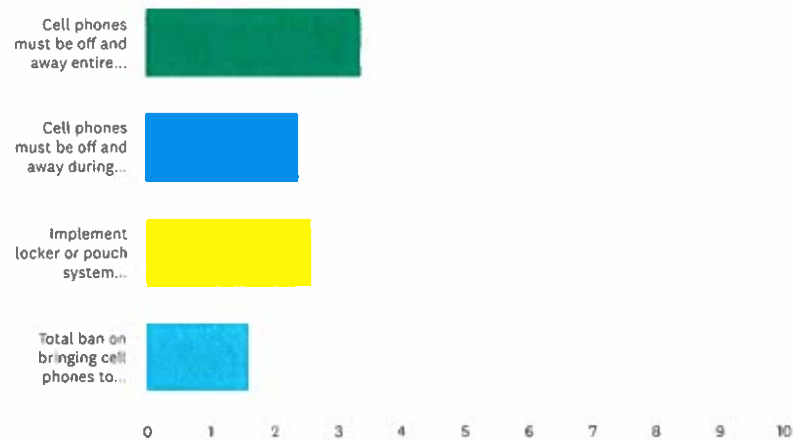


Customize

Save as ▼

1. What kind of restrictions on cell phone use do you think are appropriate at Mendocino K-8 School? Rank in order of preference

Answered: 101 Skipped: 6

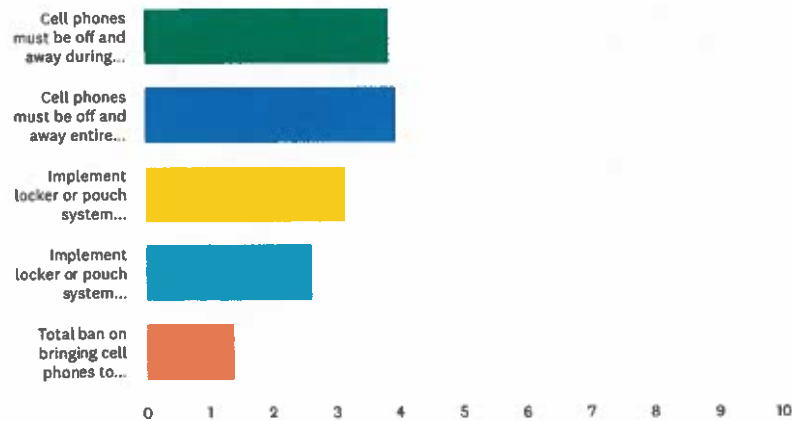


	1	2	3	4	TOTAL	SCORE
Cell phones must be off and away entire school day while on school campus (current Mendocino K-8 School policy)	51.49% 52	34.65% 35	13.86% 14	0.00% 0	101	3.38
Cell phones must be off and away during classes and passing periods, but permitted during lunch	20.79% 21	30.69% 31	17.82% 18	30.69% 31	101	2.42
Implement locker or pouch system requiring cell phones to be placed in locker/pouch upon arrival at school and therefore inaccessible for entire school day	18.81% 19	25.74% 26	51.49% 52	3.96% 4	101	2.59
Total ban on bringing cell phones to school	8.91% 9	8.91% 9	16.83% 17	65.35% 66	101	1.61

Q9

What kind of restrictions on cell phone use do you think are appropriate at Mendocino High School? Rank in order of preference

Answered: 88 Skipped: 19

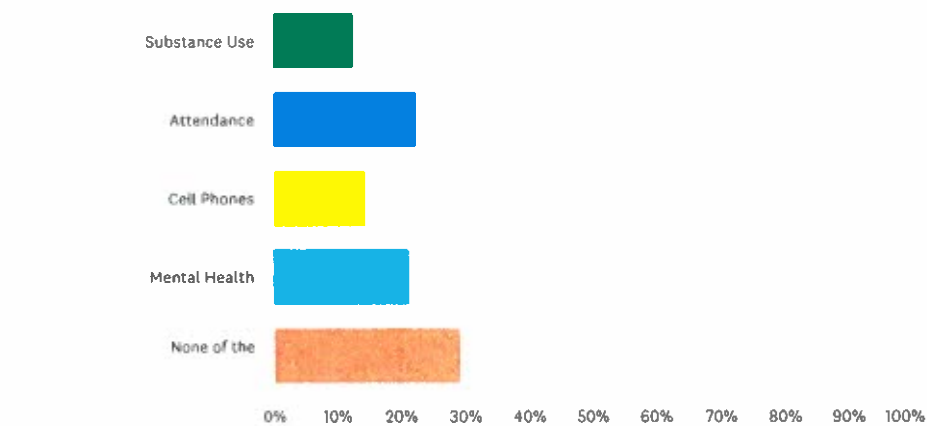


	1	2	3	4	5	TOTAL	SCORE
Cell phones must be off and away during classes and passing periods, but permitted during brunch and lunch (current MHS policy)	54.55% 48	12.50% 11	6.82% 6	17.05% 15	9.09% 8	88	3.86
Cell phones must be off and away entire school day while on school campus	27.27% 24	47.73% 42	19.32% 17	5.68% 5	0.00% 0	88	3.97
Implement locker or pouch system requiring cell phones to be placed in locker/pouch upon arrival at school and only accessible during lunch	5.68% 5	25.00% 22	53.41% 47	11.36% 10	4.55% 4	88	3.16
Implement locker or pouch system requiring cell phones to be placed in locker/pouch upon arrival at school and therefore inaccessible for entire school day	10.23% 9	12.50% 11	11.36% 10	61.36% 54	4.55% 4	88	2.63
Total ban on bringing cell phones to school	2.27% 2	2.27% 2	9.09% 8	4.55% 4	81.82% 72	88	1.39

Q10

What issue do you see as the biggest barrier to student learning and achievement at MUSD?

Answered: 103 Skipped: 4



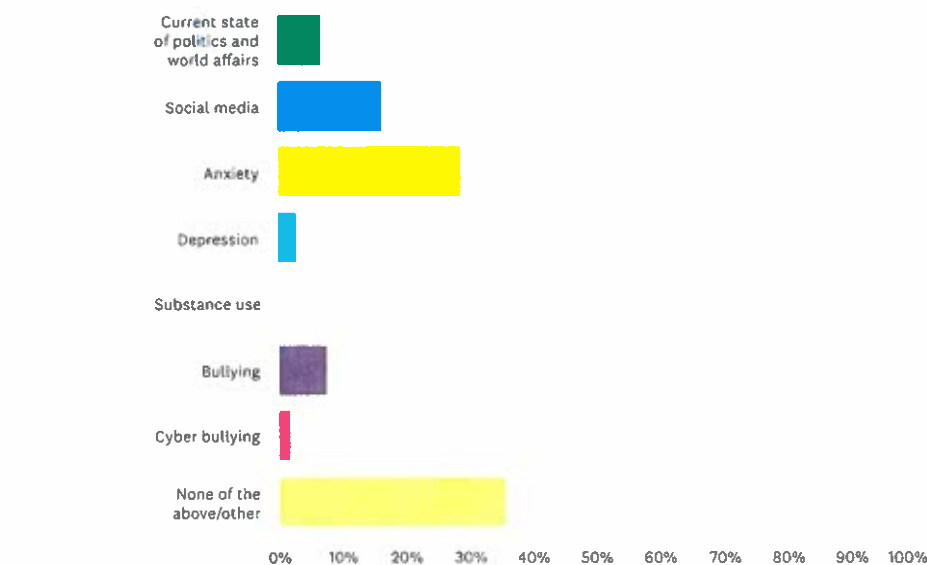
ANSWER CHOICES	RESPONSES	
▼ Substance Use	12.62%	13
▼ Attendance	22.33%	23
▼ Cell Phones	14.56%	15
▼ Mental Health	21.36%	22
▼ None of the above/other	29.13%	30
TOTAL		103

Q11

 Customize  Save as

What has the largest negative influence on your child?

Answered: 104 Skipped: 3



ANSWER CHOICES	RESPONSES	
▼ Current state of politics and world affairs	6.73%	7
TOTAL		104

ANSWER CHOICES	RESPONSES	
▼ Social media	16.35%	17
▼ Anxiety	28.85%	30
▼ Depression	2.88%	3
▼ Substance use	0.00%	0
▼ Bullying	7.69%	8
▼ Cyber bullying	1.92%	2
▼ None of the above/other	35.58%	37
TOTAL		104

ENGLISH



Student Cell Phone Use at School - Staff Survey

SUMMARY → DESIGN SURVEY → COLLECT RESPONSES → **ANALYZE RESULTS** → PRESENT RESULTS

Question SummariesInsights and Data TrendsIndividual Responses

RulesSaved viewsExportsShared dataInsightsMulti-survey analysisAdd to dashboardSave as

RESPONDENTS: 29 of 29

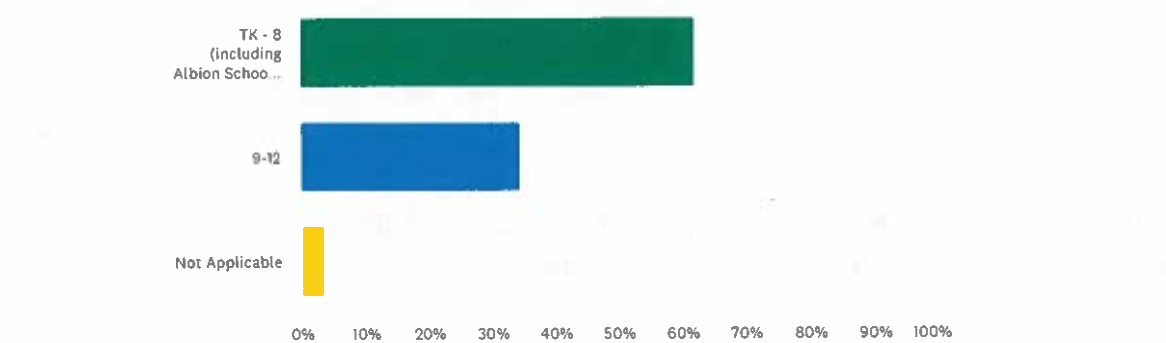
Page 1: Student Cell Phone Use at School

Q1

CustomizeSave as

I primarily work with students at the following grade levels

Answered: 29 Skipped: 0



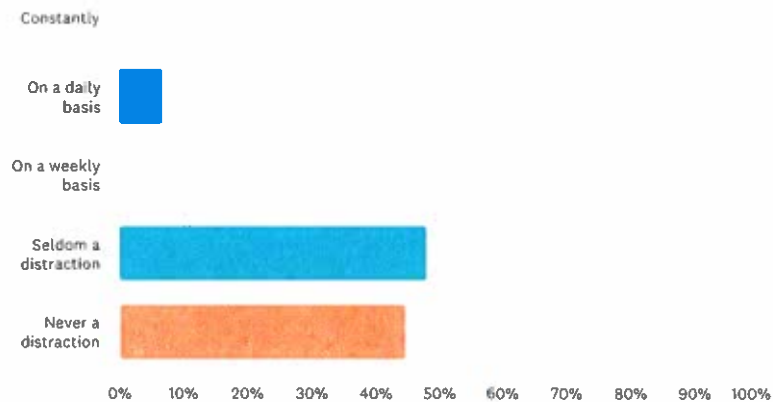
ANSWER CHOICES	RESPONSES	
TK - 8 (including Albion School and Comptche School)	62.07%	18
9-12	34.48%	10
Not Applicable	3.45%	1
TOTAL		29

Q2

CustomizeSave as

How often do you feel cell phones are a distraction in your class?

Answered: 29 Skipped: 0



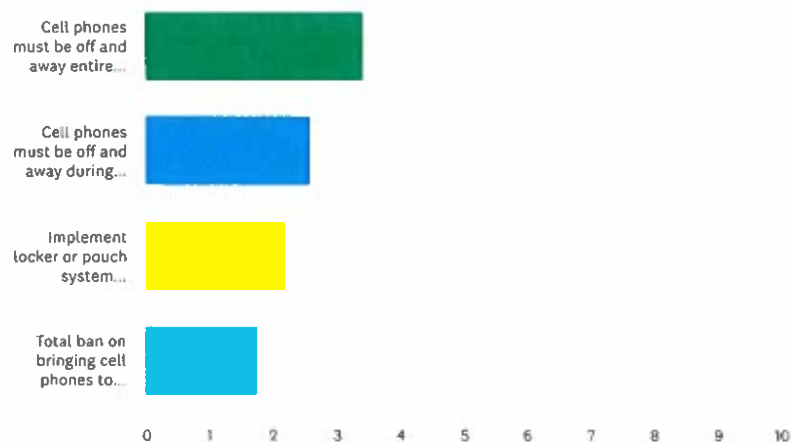
ANSWER CHOICES	RESPONSES	
▼ Constantly	0.00%	0
▼ On a daily basis	6.90%	2
▼ On a weekly basis	0.00%	0
▼ Seldom a distraction	48.28%	14
▼ Never a distraction	44.83%	13
TOTAL		29

Q3

Customize Save as

What kind of restrictions on cell phone use do you think are appropriate at Mendocino K-8 School? Rank in order of preference

Answered: 25 Skipped: 4



	▼ 1	▼ 2	▼ 3	▼ 4	▼ TOTAL	SCORE ▼
▼ Cell phones must be off and away entire school day while on school campus (current Mendocino K-8 School policy)	60.00% 15	24.00% 6	16.00% 4	0.00% 0	25	3.44
▼ Cell phones must be off and away during classes and passing periods, but permitted during lunch	20.00% 5	44.00% 11	12.00% 3	24.00% 6	25	2.60

	1	2	3	4	TOTAL	SCORE
Implement locker or pouch system requiring cell phones to be placed in locker/pouch upon arrival at school and therefore inaccessible for entire school day	8.00% 2	20.00% 5	56.00% 14	16.00% 4	25	2.20
Total ban on bringing cell phones to school	12.00% 3	12.00% 3	16.00% 4	60.00% 15	25	1.76

Q4

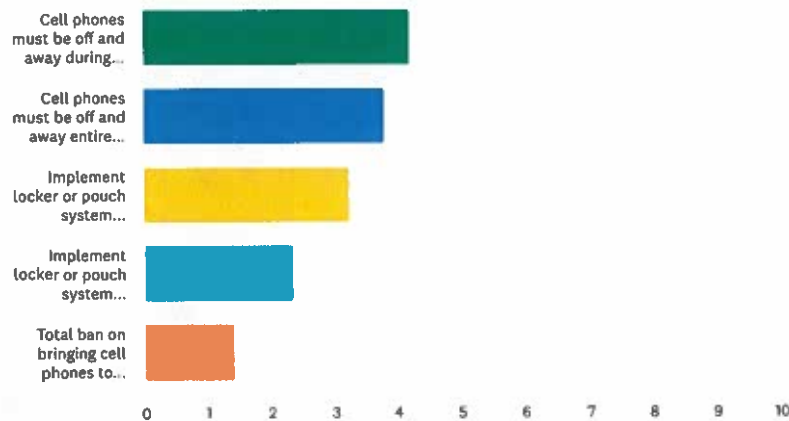


Customize

Save as

What kind of restrictions on cell phone use do you think are appropriate at Mendocino High School? Rank in order of preference

Answered: 20 Skipped: 9



	1	2	3	4	5	TOTAL	SCORE
Cell phones must be off and away during classes and passing periods, but permitted during brunch and lunch (current MHS policy)	65.00% 13	15.00% 3	0.00% 0	15.00% 3	5.00% 1	20	4.20
Cell phones must be off and away entire school day while on school campus	20.00% 4	50.00% 10	20.00% 4	10.00% 2	0.00% 0	20	3.80
Implement locker or pouch system requiring cell phones to be placed in locker/pouch upon arrival at school and only accessible during lunch	15.00% 3	15.00% 3	60.00% 12	0.00% 0	10.00% 2	20	3.25
Implement locker or pouch system requiring cell phones to be placed in locker/pouch upon arrival at school and therefore inaccessible for entire school day	0.00% 0	10.00% 2	15.00% 3	75.00% 15	0.00% 0	20	2.35
Total ban on bringing cell phones to school	0.00% 0	10.00% 2	5.00% 1	0.00% 0	85.00% 17	20	1.40

Q5

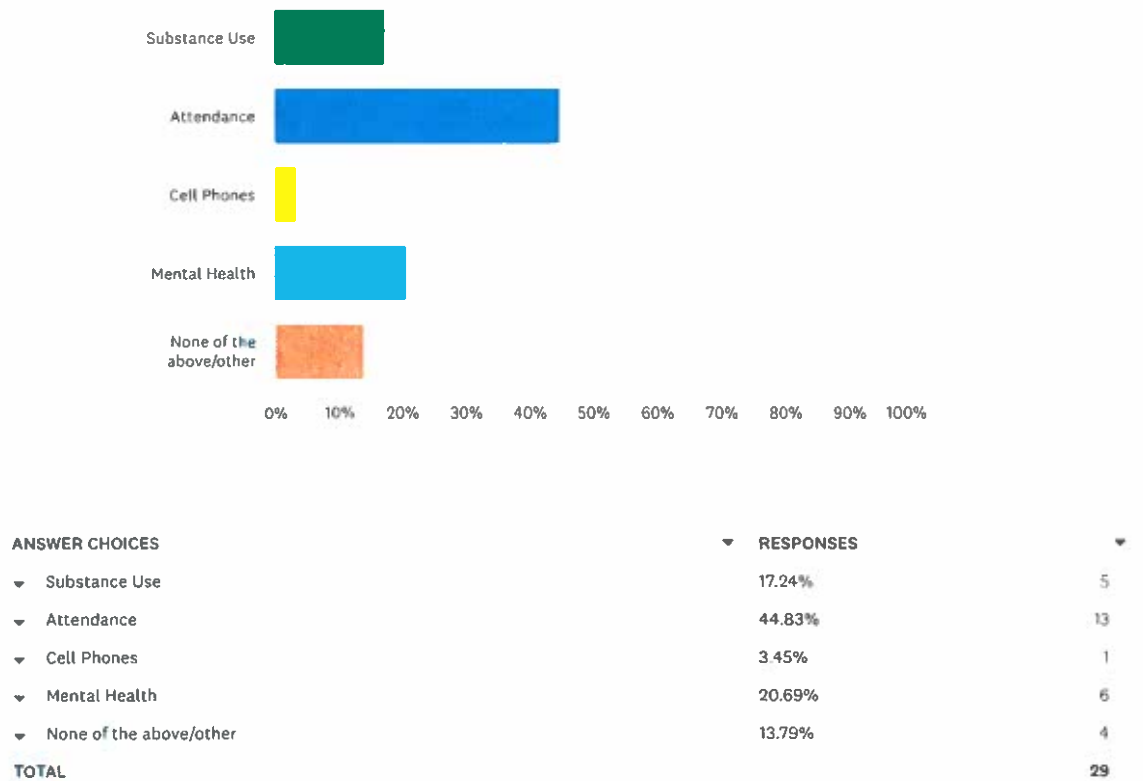


Customize

Save as

What issue do you see as the biggest barrier to student learning and achievement at MUSD?

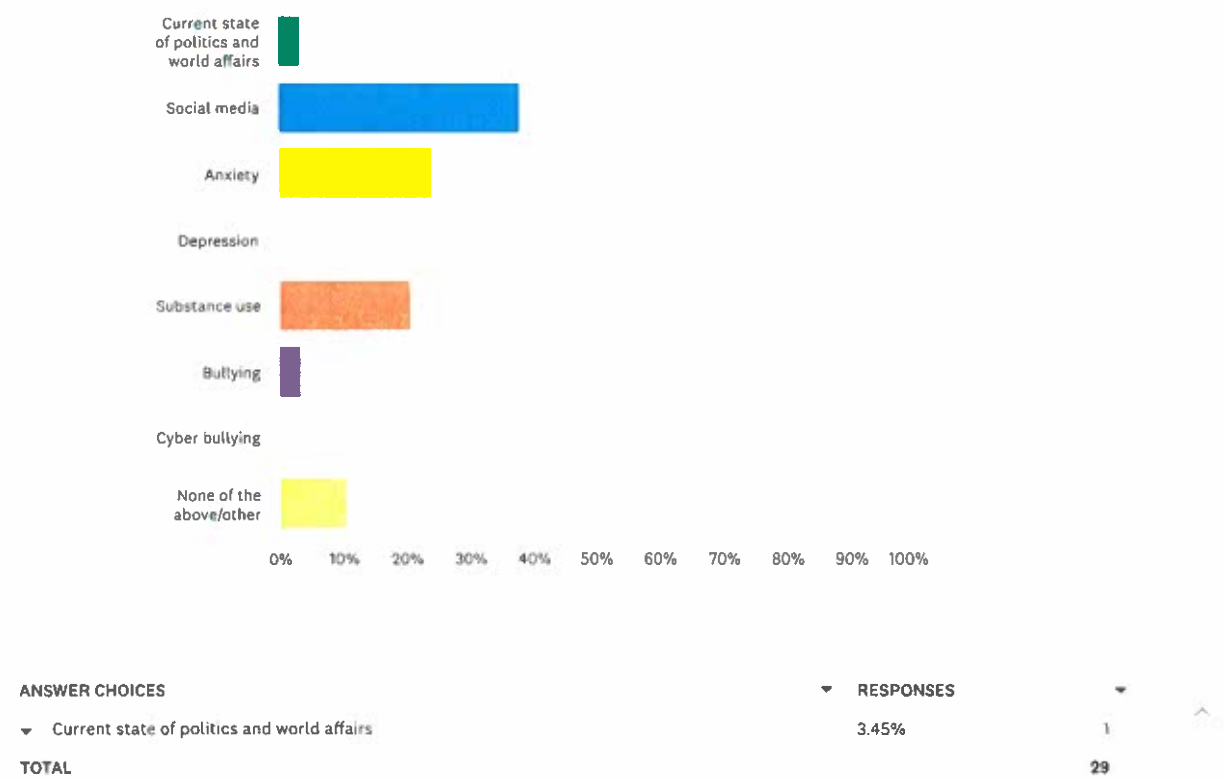
Answered: 29 Skipped: 0



Q6 Customize Save as

What has the largest negative influence on students?

Answered: 29 Skipped: 0



ANSWER CHOICES	RESPONSES	
▼ Social media	37.93%	11
▼ Anxiety	24.14%	7
▼ Depression	0.00%	0
▼ Substance use	20.69%	6
▼ Bullying	3.45%	1
▼ Cyber bullying	0.00%	0
▼ None of the above/other	10.34%	3
TOTAL		29

ENGLISH

[About SurveyMonkey](#) • [Careers](#) • [Developers](#) • [Privacy Notice](#) • [California Privacy Notice](#) • [Email Opt-In](#) • [Help](#) • [Cookies Notice](#) • [Copyright © 1999-2024 SurveyMonkey](#) • [Do not sell or share my personal information](#)





CAASPP Dashboard

School Comparison Report - All four levels Percent of Students at Each Performance Level

Test English Language Arts (1)		Achievement Levels with # / Percent as %			
Year 2024	(1)	1 - Standard Not ...	2 - Standard Near...	3 - Standard Met	4 - Standard Exce...
Grade All Students	(1)				
LEA, Mendocino Unified	(1)				
Student Group All Students(1)					
Percent as %					
0.00%					
8% + 0%					
Unduplicated Rate Range					
0.00%					
0.88%					
Charter					
Reset Dashboard					

SchoolName	1 - Standard Not ...	2 - Standard Near...	3 - Standard Met	4 - Standard Exce...
Albion Elementary	-	-	-	-
Comptche Elementary	-	-	-	-
Mendocino Alternative	-	-	-	-
Mendocino High	12%	7%	40%	42%
Mendocino K-8	24%	23%	33%	20%

Level 1: Does Not Meet Standard
Level 2: Nearly Meet Standard
Level 3: Meets Standard
Level 4: Exceeds Standard



CAASPP Dashboard

School Comparison Report - All four levels Percent of Students at Each Performance Level

		Achievement Levels with % / Percent as %			
Test Math	(1)	1 - Standard Not ...	2 - Standard Near...	3 - Standard Met	4 - Standard Exce...
Year 2024	(1)				
Grade All Students	(1)				
LEA, Mendoc no Unified	(1)				
Student Group A Students(1)					

Percent as %

Unduplicated Rate Range

☐ Charter

Reset Dashboard

Level 1: Does Not Meet Standard
Level 2: Nearly Meet Standard
Level 3: Meets Standard
Level 4: Exceeds Standard



CAASPP Dashboard

District Comparison Report - All four levels Percent of Students at Each Performance Level

Test: English Language Arts (1) ▾		Achievement Levels with # / Percent as %				
Year 2024 (1) ▾	Grade Level: All Students (1) ▾	LEA	1 - Standard Not ...	2 - Standard Near...	3 - Standard Met	4 - Standard Exce...
		CALIFORNIA	31%	22%	26%	21%
		MENDOCINO COUNTY TOTAL	44%	25%	21%	11%
		Anderson Valley Unified	48%	23%	18%	11%
		Arena Union Elementary	41%	33%	21%	5%
		Eel River Charter	72%	17%	3%	7%
		Fort Bragg Unified	42%	24%	23%	10%
		La Vida Charter	75%	13%	13%	0%
		Laytonville Unified	52%	28%	16%	4%
		Leggett Valley Unified	35%	25%	25%	15%
		Manchester Union Elementary	63%	21%	5%	11%
		Mendocino County Office of Education	84%	16%	0%	0%
		Mendocino Unified	22%	20%	34%	24%
		Pacific Community Charter	41%	26%	26%	8%
		Point Arena Joint Union High	36%	32%	21%	11%
		Potter Valley Community Unified	41%	27%	19%	13%
		Redwood Collegiate Academy	15%	16%	32%	37%
		River Oak Charter	31%	28%	28%	13%
		Round Valley Unified	56%	27%	15%	2%
		Sequoia Career Academy	43%	31%	21%	6%
		Shanél Valley Academy	74%	14%	12%	0%
		Three Rivers Charter	25%	22%	33%	20%
			Level 1: Does Not Meet Standard	Level 2: Nearly Meet Standard	Level 3: Meets Standard	Level 4: Exceeds Standard

0.00%

34.21%

Unduplicated Rate Range

Charter

Reset Dashboard

34.21%

0.00%

Unduplicated Rate Range



Reset Dashboard



CAASPP Dashboard

District Comparison Report - All four levels Percent of Students at Each Performance Level

Test Math		Achievement Levels with # / Percent at			
Year 2024	(1)	1 - Standard Not ...	2 - Standard Near...	3 - Standard Met	4 - Standard Exce...
Grade Level A Students	(1)				
LEA					
Student Group All Students(1)					
Percent as %					
Unduplicated Rate Range					
<input type="checkbox"/> Charter					
Reset Dashboard					
LEA		1 - Standard Not ...	2 - Standard Near...	3 - Standard Met	4 - Standard Exce...
CALIFORNIA		41%	24%	18%	18%
MENDOCINO COUNTY TOTAL		55%	26%	13%	7%
Anderson Valley Unified		67%	20%	8%	5%
Arena Union Elementary		64%	24%	12%	0%
Eel River Charter		83%	3%	14%	0%
Fort Bragg Unified		61%	23%	11%	5%
La Vida Charter		81%	19%	0%	0%
Laytonville Unified		58%	30%	8%	4%
Leggett Valley Unified		46%	33%	14%	7%
Manchester Union Elementary		47%	37%	11%	5%
Mendocino County Office of Education		95%	5%	0%	0%
Mendocino Unified		26%	37%	22%	15%
Pacific Community Charter		38%	28%	21%	13%
Point Arena Joint Union High		82%	14%	4%	0%
Potter Valley Community Unified		44%	28%	17%	12%
Redwood Collegiate Academy		30%	23%	19%	27%
River Oak Charter		32%	27%	21%	20%
Round Valley Unified		78%	17%	3%	2%
Sequoia Career Academy		63%	23%	9%	5%
Shanél Valley Academy		71%	22%	5%	2%
Three Rivers Charter		25%	38%	24%	13%
		Level 1: Does Not Meet Standard	Level 2 Nearly Meet Standard	Level 3: Meets Standard	Level 4: Exceeds Standard



CAASPP Dashboard

TestName English Language Arts (1)

Year 2024 (1)

Grade Level All Students (1)

LEA

Student Group All Students(1)

Percent as %

0.00% 20.00%

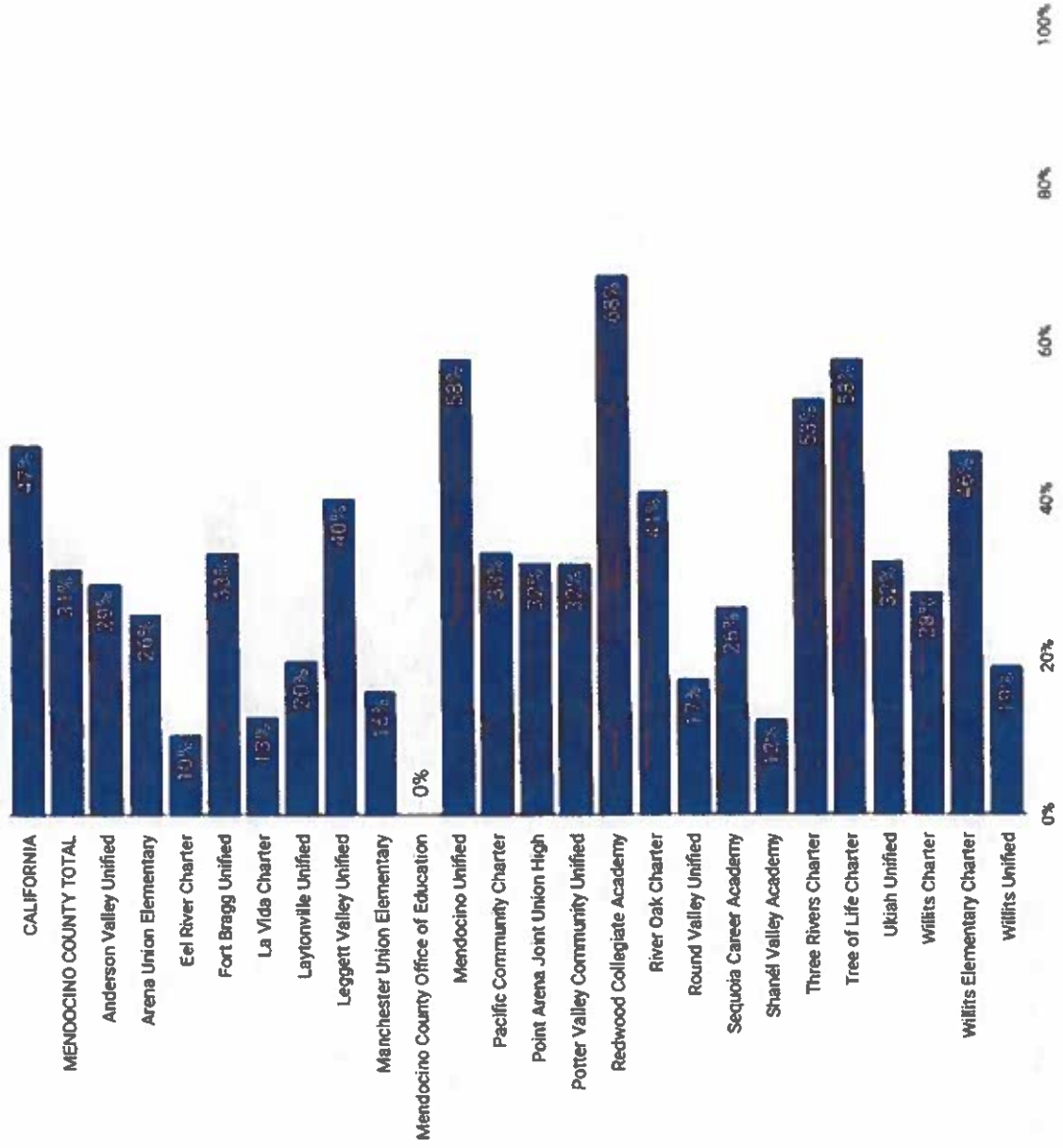
Unduplicated Rate Range

0 1

☐ Charter

Reset Dashboard

District Comparison Report Percent of Students Meeting or Exceeding Standards





CAASPP Dashboard

District Comparison Report Percent of Students Meeting or Exceeding Standards

TestName Math (1) ▾

Year 2024 (1) ▾

Grade Level All Students (1) ▾

LEA ▾

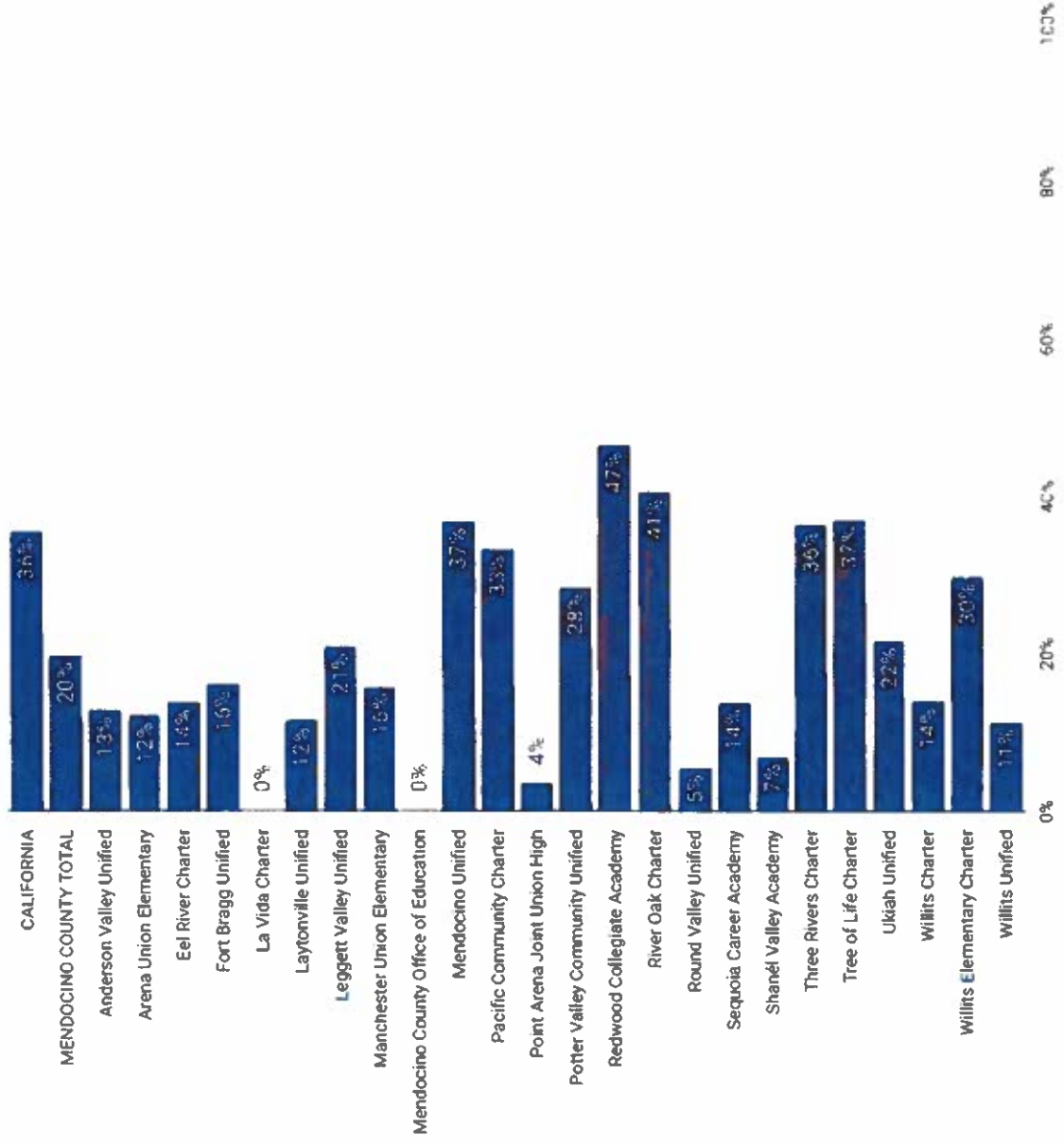
Student Group All Students(1) ▾

Percent as %

Unduplicated Rate Range

☐ Charter

Reset Dashboard



2024 CAASPP - Percent of Students Meeting/Exceeding Standards

Number of Similar LEAs

18

Range between 200 and 700

Range between 30% to 80%

ELA Rank

1

Math Rank

3

Science Rank

2

County Name	LEA Name	Total Enrollment	% SPED	% Low Income	% EL	% Unduplicated	CAASPP ELA 24	CAASPP Math 24	CAST 24
Mendocino	Mendocino Unified	436	18%	66%	4%	69%	58%	37%	34%
San Mateo	La Honda-Pescadero Unified	259	19%	41%	30%	54%	47%	34%	36%
Siskiyou	Scott Valley Unified	622	10%	51%	1%	52%	45%	38%	32%
Tehama	Los Molinos Unified	519	15%	70%	22%	74%	43%	33%	24%
Sonoma	Geyserville Unified	203	21%	60%	26%	61%	42%	28%	23%
Trinity	Trinity Alps Unified	657	19%	71%	1%	71%	40%	29%	28%
Marin	Shoreline Unified	473	22%	67%	32%	70%	40%	24%	25%
Inyo	Lone Pine Unified	299	16%	66%	17%	68%	38%	38%	23%
Colusa	Maxwell Unified	350	17%	63%	34%	70%	37%	26%	19%
Mendocino	Potter Valley Community Unified	277	16%	57%	13%	58%	32%	28%	25%
Stanislaus	Denair Unified	562	13%	69%	23%	72%	29%	14%	16%
Butte	Biggs Unified	548	16%	63%	9%	65%	29%	17%	21%
San Luis Obispo	Shandon Joint Unified	249	27%	68%	44%	76%	29%	11%	16%
Humboldt	Southern Humboldt Joint Unified	645	16%	71%	7%	71%	26%	16%	15%
Mendocino	Laytonville Unified	315	18%	70%	6%	72%	20%	12%	16%
Mendocino	Round Valley Unified	450	18%	73%	23%	80%	17%	5%	7%
San Bernardino	Trona Joint Unified	248	26%	76%	1%	76%	14%	12%	13%
Siskiyou	Butte Valley Unified	302	9%	68%	25%	73%	12%	12%	7%

